

E-mail: info@sohamestates.com

Phone: 033-40044409
033-66044832

RUNIT INVESTMENTS COMPANY LIMITED

(CIN:L65924WB1981PLC034400)

Regd. Office :
DIAMOND HERITAGE,
16, STRAND ROAD, UNIT NO. 1411,
KOLKATA - 700 001

02.09.19

To
The Secretary,
The Calcutta Stock Exchange Association Ltd
7, Lyons Range
Kolkata-700 001

Dear Sir

Ref: CSE Scrip Code 28196

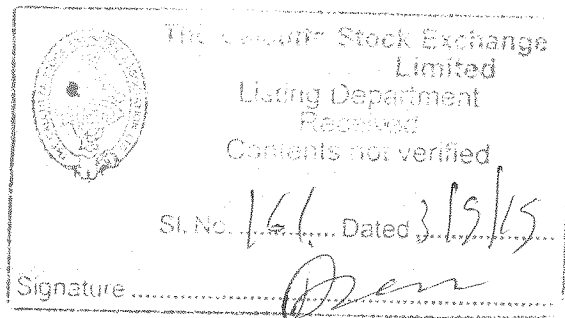
Please find enclosed herewith a statement of Limited Review of UnAudited Financial Results for Quarter ended 30th June 2018 and Limited Review Report for the period ended on 30.06.18 of the Statutory Auditor M/s Rustogi & Co, as per terms of Clause 41 of the Listing agreement
Thanking you

Yours faithfully

For Runit Investments Co. Ltd.


Authorized Signatory/Director

Enclosed: as above





REPORT ON LIMITED REVIEW

Review Report to **M/S. RUNIT INVESTMENTS COMPANY LIMITED**

We have reviewed the accompanying statement of unaudited financial results of **Runit Investments Company Limited** for the period ended on 30th June, 2018. This statement is the responsibility of the Company's Management and has been approved by the Board of Directors on 31th July, 2018. Our responsibility is to issue a report on these financial statements based on our review.

We conducted our review in accordance with the Standard on Review Engagement (SRE) 2400, *Engagements to Review Financial Statements* issued by the Institute of Chartered Accountants of India. This standard requires that we plan and perform the review to obtain moderate assurance as to whether the financial statements are free of material misstatement. A review is limited primarily to inquiries of company personnel and analytical procedures applied to financial data and thus provides less assurance than an audit. We have not performed an audit and accordingly, we do not express an audit opinion.

Based on our review conducted as above, nothing has come to our attention that causes us to believe that the accompanying statement of unaudited financial results prepared in accordance with applicable accounting standards and other recognized accounting practices and policies has not disclosed the information required to be disclosed in terms of Regulation 33 of the SEBI (Listing Obligations and Disclosure Requirements) Regulations, 2015 including the manner in which it is to be disclosed, or that it contains any material misstatement.

For RUSTAGI & CO.
Chartered Accountants
Firm Registration No.301094E

Ashish Rustagi
(Ashish Rustagi)
Partner

Membership No. 062982



Place: Kolkata

Date: 31.07.2018


RUNIT INVESTMENTS COMPANY LIMITED

Regd. Office

12, Government Place East, Kolkata - 700069

Unaudited Financial Results (Provisional) for the Quarter ended 30th June 2018

PARTICULARS	Quarter ended			Year ended
	30/06/2018	31/03/2018	30/06/2017	31-03-2018
	Unaudited	Unaudited	Unaudited	Audited
1 Income from operation				
(a) Net Sales/ Income from Operations	29.10	24.59	25.57	102.03
(b) Other Operating Income	0.00	0.00	0.00	14.64
Total Income from Operation	29.10	24.59	25.57	116.67
2 Expenditure				
a. Cost of materials consumed	0.00	0.00	0.00	0.00
b. Purchases of Stock-in-trade	0.00	0.00	0.00	0.00
c. Change in inventories of finished goods, work-in-progress and stock-in-trade	0.00	0.00	0.00	0.00
d. Employees benefits expenses	1.99	5.70	1.95	11.86
e. Depreciation & amortisation expenses	9.51	-0.10	0.82	17.52
f. Loss on sale of Investments	0.00	0.00	0.00	0.00
g. Other Expenses	6.06	3.52	1.94	9.40
Total Expenses	17.56	9.12	4.71	38.78
3 Profit from Operations before Other Income, financial costs & Exceptional Items (1-2)	11.54	15.47	20.86	77.89
4 Other Income	3.60	3.84	0.00	0.00
5 Profit/(Loss) from ordinary activities after finance costs and exceptional items (3+/-4)	15.14	19.31	20.86	77.89
6 Finance costs	14.49	13.69	9.80	44.43
7 Profit/(Loss) from ordinary activities after finance costs but before and exceptional items	0.65	5.62	11.06	33.46
8 Exceptional Items	0.00	0.00	0.00	0.00
9 Profit(+)/Loss(-) from ordinary activities before tax (7+8)	0.65	5.62	11.06	33.46
10 Tax expenses	0.00	11.44	0.00	11.44
11 Net Profit(+)/Loss(-) from ordinary activities after tax (9-10)	0.65	-5.82	11.06	22.02
12 Extraordinary items (net of tax expense)	0.00	0.00	0.00	0.00
13 Net Profit(+)/Loss(-) for the period (11-12)	0.65	-5.82	11.06	22.02
14 Paid up Equity Share Capital (Rs. 10/-)	20.00	20.00	20.00	20.00
15 Reserve excluding Revaluation Reserve as per Balance Sheet of previous accounting year	---	---	---	673.10
16 Earning per share (EPS) (in Rs.)				
a) Basic & diluted EPS before Extraordinary items for the period, for the year to date and for the previous year (not annualized)	0.33	-2.91	5.53	11.01
b) Basic & diluted EPS after Extraordinary items for the period, for the year to date and for the previous year (not annualized)	0.33	-2.91	5.53	11.01
A PARTICULARS OF SHAREHOLDINGS				
1 Public Shareholdings				
- Number of Shares	99450	99450	99450	99450
- percentage of Shareholdings	49.77	49.77	49.77	49.77
2 Promoters & promoter group Shareholding				
a) Pledged/Encumbered				
- Number of Shares	Nil	Nil	Nil	Nil
- Percentage of shares (as a % of the total shareholding of promoter and promoter group)	Nil	Nil	Nil	Nil
- Percentage of shares (as a % of the total Share capital of the company)	Nil	Nil	Nil	Nil
b) Non-encumbered				
- Number of Shares	100460	100460	100460	100460
- Percentage of shares (as a % of the total shareholding of promoter and promoter group)	100	100	100	100
- Percentage of shares (as a % of the total Share capital of the company)	50.23	50.23	50.23	50.23
B INVESTORS COMPLAINTS	30.06.2018			
Pending at the beginning of the quarter	NIL			
Received during the quarter	NIL			
Disposed off during the quarter	NIL			
Remaining unresolved at the end of the quarter	NIL			
1 The above results were taken on records by the Board of Directors at their meeting held on 31st July 2018, subject to Limited Review by the Statutory Auditors of the company.				
2 Provision for Current Tax & Deferred Tax will be considered at the end of the year.				
3 Previous year figures were rearranged/regrouped wherever necessary.				
For RUNIT INVESTMENTS CO.LTD		For RUSTAGI & COMPANY		
Place:Kolkata Date :31st July,2018		Chartered Accountants		
Director		Ashish Rustagi Partner		



ole
E-mail : info@sohamestates.com

Phone : 033-40044409
033-66044832

RUNIT INVESTMENTS COMPANY LIMITED

(CIN: L65924WB1981PLC034400)

Regd. Office :

**DIAMOND HERITAGE,
16, STRND ROAD, UNIT NO.1411,
KOLKATA - 700 001**

Date:16.09.19

To
The Calcutta Stock Exchange
7, Lyons Range, Ground Floor,
Kolkata 700001.

Dear Sir/ Madam,

Sub: UnAuditd Financial Result for the Quarter ended 30.06.2018.

Ref: CSE Scrip Code- 28196

Enclosed please find herewith Three certified coopies of Unaudited Financial Results(Provisional)for the Quarter ended 30th June 2018

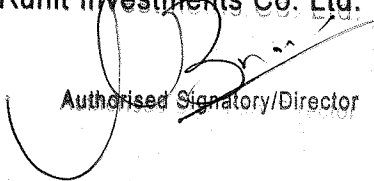
This is for your information and Record.

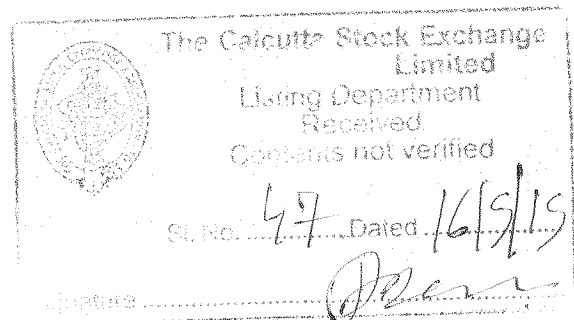
Thanking You.

Yours Faithfully,

For Runit Investments Company. Limited

For Runit Investments Co. Ltd.


Authorised Signatory/Director





RUNIT INVESTMENTS COMPANY LIMITED

Regd office:12, Government Place East, Kolkata - 700069

(in Lakh)

Unaudited Financial Results (Provisional) for the Quarter ended 30th September 2018

PARTICULARS	Quarter ended			Six months ended		Year ended
	30-09-2018	30-06-2018	30-09-2017	30-09-2018	30-09-2017	31-03-2018
	Unaudited	Unaudited	Unaudited	Unaudited	Unaudited	Audited
1 Income from operation						
(a)Net Sales/ Income from Operations	28.79	29.10	28.53	57.89	54.10	102.03
(b)Other Operating Income	0.00	0.00	0.00	0.00	0.00	14.64
Total Income from Operation	28.79	29.10	28.53	57.89	54.10	116.67
2 Expenditure						
a. Cost of materials consumed	0.00	0.00	0.00	0.00	0.00	0.00
b. Purchases of Stock-in-trade	0.00	0.00	0.00	0.00	0.00	0.00
c. Change in inventories of finished goods, work-in-progress and stock-in-trade	0.00	0.00	0.00	0.00	0.00	0.00
d. Employees benefits expenses	2.02	1.99	1.97	4.02	3.92	11.86
e. Depreciation & amortisation expenses	9.51	9.51	8.40	19.02	9.22	17.52
f. Loss on sale of Investments	0.00	0.00	0.00	0.00	0.00	0.00
g. Other Expenses	2.19	6.06	2.16	8.25	4.10	9.03
Total Expenses	13.72	17.56	12.53	31.29	17.24	38.41
3 Profit from Operations before Other Income, financial costs & Exceptional Items (1-2)	15.07	11.54	16.00	26.60	36.86	78.26
4 Other Income	3.98	3.60	7.20	7.58	7.20	
5 Profit/(Loss) from ordinary activities after finance costs and exceptional items (3+/-4)	19.05	15.14	23.20	34.18	44.06	78.26
6 Finance costs	18.24	14.49	9.14	32.73	18.94	44.43
7 Profit/(Loss) from ordinary activities after finance costs but before and exceptional items	0.81	0.65	14.06	1.45	25.12	33.83
8 Exceptional Items	0.00	0.00	0.00	0.00	0.00	0.00
9 Profit(+)/Loss(-) from ordinary activities before tax (7+8)	0.81	0.65	14.06	1.45	25.12	33.83
10 Tax expenses	0.00	0.00	0.00	0.00	0.00	7.81
11 Net Profit(+)/Loss(-) from ordinary activities after tax (9-10)	0.81	0.65	14.06	1.45	25.12	26.02
12 Extraordinary items (net of tax expense)	0.00	0.00	0.00	0.00	0.00	0.00
13 Net Profit(+)/Loss(-) for the period (11-12)	0.81	0.65	14.06	1.45	25.12	26.02
14 Paid up Equity Share Capital (Rs.10/-)	20.00	20.00	20.00	20.00	20.00	20.00
15 Reserve excluding Revaluation Reserve as per Balance Sheet of previous accounting year	---	---	---	---	---	673.10
16 Earning per share (EPS) (in Rs.)						
a)Basic & diluted EPS before Extraordinary items for the period, for the year to date and for the previous year (not annualized)	0.41	0.33	7.03	0.73	12.56	13.01
b)Basic & diluted EPS after Extraordinary items for the period,for the year to date and for the previous year (not annualized)	0.41	0.33	7.03	0.73	12.56	13.01
A PARTICULARS OF SHAREHOLDINGS						
1 Public Shareholdings						
- Number of Shares	99540	99540	99540	99540	99540	99540
- percentage of Shareholdings	49.77	49.77	49.77	49.77	49.77	49.77
2 Promoters & promoter group Shareholding						
a)Pledged/Encumbered						
- Number of Shares	Nil	Nil	Nil	Nil	Nil	Nil
- Percentage of shares (as a % of the total shareholding of promoter and promoter group)	Nil	Nil	Nil	Nil	Nil	Nil
- Percentage of shares(as a % of the total Share capital of the company)	Nil	Nil	Nil	Nil	Nil	Nil
b)Non-encumbered						
- Number of Shares	100460	100460	100460	100460	100460	100460
- Percentage of shares (as a % of the total shareholding of promoter and promoter group)	100	100	100	100	100	100
- Percentage of shares(as a % of the total Share capital of the company)	50.23	50.23	50.23	50.3	50.23	50.23
B INVESTORS COMPLAINTS	30.09.2018					
Pending at the beginning of the quarter	NIL					
Received during the quarter	NIL					
Disposed off during the quarter	NIL					
Remaining unresolved at the end of the quarter	NIL					
1 The above results were taken on records by the Board of Directors at their meeting held on 31st October,2018, subject to Limited Review by the Statutory Auditors of the company.						
2 Provision for Current Tax & Deferred Tax will be considered at the end of the year.						
3 Previous year figures were rearranged/regrouped wherever necessary.						
Place : Kolkata						
<p>For Runit Investments Co. Ltd.</p> <p align="center">For RUNIT INVESTMENTS CO.LTD.</p> <p align="right">  Authorised Signatory/Director </p> <p align="center">  Director </p>						
Date : 31st October,2018						

RUNIT INVESTMENTS COMPANY LIMITED

Statement of Assets & Liabilities				
			(Rs. in Lakhs)	
	Particulars	Half Year Ended		Year Ended
		30-09-2018 (Un-audited)	30-09-2017 (Un-audited)	31-03-2018 (Audited)
A	EQUITY & LIABILITIES			
1	Shareholder's funds			
	(a) Capital	20.00	20.00	20.00
	(b) Reserve & Surplus	805.23	803.41	803.79
	Sub-total of Shareholders fund	825.23	823.41	823.79
2	Non-current Liabilities			
	Long Term Borrowings	52.36	9.59	45.86
	Other Long Term Liabilities	10.00	7.20	7.20
	Long Term Provisions	0.00	0.00	11.95
		62.36	16.79	65.01
3	Current liabilities			
	(a) Short-term borrowings	660.61	368.95	560.09
	(b) Other current liabilities	2.01	1.96	14.50
	© Short-term provisions	14.07	12.32	3.59
	Sub-total of Current liabilities	676.69	383.23	578.18
	TOTAL- EQUITY & LIABILITIES	1564.28	1223.43	1466.98
B	ASSETS			
1	Non-Current assets			
	(a) Fixed assets	289.09	261.60	249.86
	(b) Non-current investments	252.97	323.99	314.60
	© Deferred tax assets(net)	6.65	3.35	6.65
	Long Term Loans & Advances	0.00	0.00	85.02
	Sub-total of Non-current assets	548.71	588.94	656.13
2	Current Assets			
	(a) Inventories	0.52	0.52	0.52
	(b) Trade Receivables	0.00	0.00	0.00
	(c) Cash & cash equivalents	5.24	2.84	9.48
	(d) Short-term loans & advances	981.20	615.92	800.85
	(e) Other Current Assets	28.61	15.21	0.00
	Sub-total of Current assets	1015.57	634.49	810.85
	TOTAL- ASSETS	1564.28	1223.43	1466.98



For Runit Investments Co. Ltd.

Authorised Signatory/Director