

E-mail : info@sohamestates.com

Phone : 033-40044409
033-66044832

RUNIT INVESTMENTS COMPANY LIMITED

(CIN: L65924WB1981PLC034400)

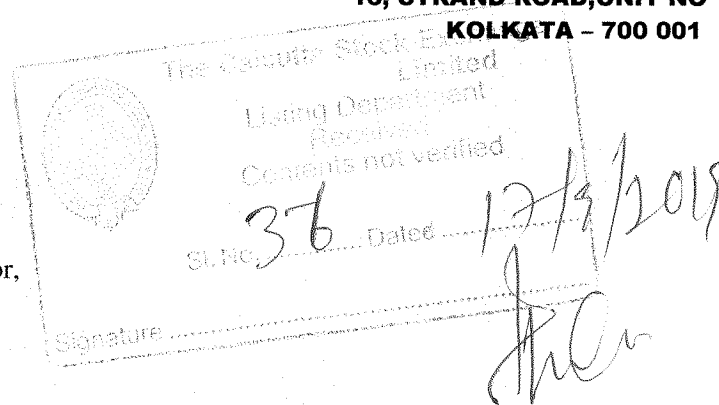
Regd. Office :

**DIAMOND HERITAGE,
16, STRAND ROAD, UNIT NO 1411
KOLKATA - 700 001**

Date: 17.09.19

To
The Calcutta Stock Exchange
7, Lyons Range, Ground Floor,
Kolkata 700001.

Dear Sir/ Madam,



Sub: Financial Results for the Quarter /Year ended 31st March, 2018.
Ref: CSE Scrip Code-28196

Enclosed please find herewith three certified copies of Financial Results for the Quarter /Year ended 31.03.2018

This is for your information and Record
Thanking You.

Yours Faithfully,

For Runit Investments Co. Limited

For Runit Investments Co. Ltd.





Authorised Signatory/Director

RUNIT INVESTMENTS COMPANY LIMITED

Regd office:12, Government Place East, Kolkata - 700069


Financial Results for the Quarter/Year ended 31ST March' 2018

(Rs in Lacs)

PARTICULARS	Quarter ended			Year ended	
	31-03-2018	31-12-2017	31-03-2017	31-03-2018	31.03.17
	Unaudited	Unaudited	Unaudited	Audited	Audited
1 Income from operation					
(a)Net Sales/ Income from Operations	24.59	23.34	34.16	102.03	112.52
(b)Other Operating Income	0.00	0.00	3.61	14.64	3.61
Total Income from Operation	24.59	23.34	37.77	116.67	116.13
2 Expenditure					
a. Cost of materials consumed	0.00	0.00	0.00	0.00	0.00
b. Purchases of Stock-in-trade	0.00	0.00	0.00	0.00	0.00
c. Change in inventories of finished goods, work-in-progress and stock-in-trade	0.00	0.00	0.00	0.00	0.00
d. Employees benefits expenses	5.70	2.24	5.65	11.86	11.34
e. Depreciation & amortisation expenses	-0.10	8.40	1.97	17.52	5.05
f. Loss on sale of Investments	0.00	0.00	0.00	0.00	0.00
g. Other Expenses	3.52	1.78	1.48	9.03	5.00
Total Expenses	9.12	12.42	9.10	38.41	21.39
3 Profit from Operations before Other Income, financial costs & Exceptional Items (1-2)	15.47	10.92	28.67	78.26	94.74
4 Other Income	3.84	3.60	0.00	0.00	0.00
5 Profit/(Loss) from ordinary activities after finance costs and exceptional items (3+/-4)	19.31	14.52	28.67	78.26	94.74
6 Finance costs	13.69	11.80	9.87	44.43	39.12
7 Profit/(Loss) from ordinary activities after finance costs but before and exceptional items	5.62	2.72	18.80	33.83	55.62
8 Exceptional Items	0.00	0.00	0.00	0.00	0.00
9 Profit(+)/Loss(-) from ordinary activities before tax (7+8)	5.62	2.72	18.80	33.83	55.62
10 Tax expenses	11.44	0.00	18.06	7.81	18.06
11 Net Profit(+)/Loss(-) from ordinary activities after tax (9-10)	-5.82	2.72	0.74	26.02	37.56
12 Extraordinary items (net of tax expense)	0.00	0.00	0.00	0.00	0.00
13 Net Profit(+)/Loss(-) for the period (11-12)	-5.82	2.72	0.74	26.02	37.56
14 Paid up Equity Share Capital (Rs.10/-)	20.00	20.00	20.00	20.00	20.00
15 Reserve excluding Revaluation Reserve as per Balance Sheet of previous accounting year	---	---	---	803.79	778.15
16 Earning per share (EPS) (in Rs.)					
a)Basic & diluted EPS before Extraordinary items for the period, for the year to date and for the previous year (not annualized)	-2.91	1.36	0.37	13.01	18.78
b)Basic & diluted EPS after Extraordinary items for the period, for the year to date and for the previous year (not annualized)	-2.91	1.36	0.37	13.01	18.78
A PARTICULARS OF SHAREHOLDINGS					
1 Public Shareholdings					
- Number of Shares	99540	99540	102841	99540	102841
- percentage of Shareholdings	49.77	49.77	51.42	49.77	51.42
2 Promoters & promoter group Shareholding					
a)Pledged/Encumbered					
- Number of Shares	Nil	Nil	Nil	Nil	Nil
- Percentage of shares (as a % of the total shareholding of promoter and promoter group)	Nil	Nil	Nil	Nil	Nil
- Percentage of shares(as a % of the total Share capital of the company)	Nil	Nil	Nil	Nil	Nil
b)Non-encumbred					
- Number of Shares	100460	100460	97159	100460	97159
- Percentage of shares (as a % of the total shareholding of promoter and promoter group)	100	100	100	100	100
- Percentage of shares(as a % of the total Share capital of the company)	50.23	50.23	48.58	50.23	48.58
B INVESTORS COMPLAINTS	31.03.2018				
Pending at the beginning of the quarter	NIL				
Received during the quarter	NIL				
Disposed off during the quarter	NIL				
Remaining unresolved at the end of the quarter	NIL				
1 The above results were taken on records by the Board of Directors at their meeting held on 31st March,2018, subject to Limited Review by the Statutory Auditors of the company.					
2 Provision for Current Tax & Deferred Tax will be considered at the end of the year.					
3 Previous year figures were rearranged/re-grouped wherever necessary.					
Place : Kolkata	For RUNIT INVESTMENTS CO.LTD.				
Date : 30th June,2018	 				
	 Authorised Signatory/Director				

RUNIT INVESTMENTS COMPANY LIMITED

		Statement of Assets & Liabilities		(Rs. in Lakhs)
		Particulars	Year Ended 31-03-2018 (Audited)	Year Ended 31-03-2017 (Audited)
A	EQUITY & LIABILITIES			
1	Shareholder's funds			
	(a) Capital	20.00	20.00	
	(b) Reserve & Surplus	803.79	778.15	
	Sub-total of Shareholders fund	823.79	798.15	
2	Non-current Liabilities			
	Long Term Borrowings	45.86	0.00	
	Other Long Term Liabilities	7.20	7.20	
	Long Term Provisions	11.96		
		65.02	7.20	
3	Current liabilities			
	(a)Short- term borrowings	560.00	455.88	
	(b)Other current liabilities	14.50	1.56	
	©Short-term provisions	3.59	13.84	
	Sub-total of Current liabilities	578.09	471.28	
	TOTAL- EQUITY & LIABILITIES	1466.90	1276.63	
B	ASSETS			
1	Non-Current assets			
	(a)Fixed assets	249.86	256.37	
	(b)Non-current investments	314.60	345.43	
	©Deferred tax assets(net)	6.65	3.36	
	(L)Long Tem Loans & Advances	85.02		
	Sub-total of Non-current assets	656.13	605.16	
2	Current Assets			
	(a)Inventories	0.52	0.52	
	(b) Trade Receivables	0.00	0.00	
	(c)Cash & cash equivalents	9.48	6.96	
	(d)Short-term loans & advances	800.85	649.02	
	(e)Other Current Assets	0.00	14.97	
	Sub-total of Current assets	810.85	671.47	
	TOTAL- ASSETS	1466.98	1276.63	



For Runit Investments Co. Ltd.


 Authorised Signatory/Director