

o/c
E-mail : info@sohamestates.com

Phone : 033-40044409
033-66044832

RUNIT INVESTMENTS COMPANY LIMITED

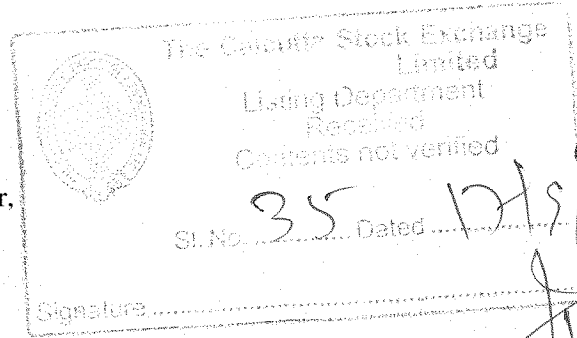
(CIN: L65924WB1981PLC034400)

Regd. Office :

**DIAMOND HERITAGE,
16, STRAND ROAD, UNIT NO 1411
KOLKATA - 700 001**

Date: 17.09.19

To
The Calcutta Stock Exchange
7, Lyons Range, Ground Floor,
Kolkata 700001.



Dear Sir/ Madam,

Sub: Financial Results for the Quarter /Year ended 31st March, 2019.
Ref: CSE Scrip Code-28196

Enclosed please find herewith three certified copies of Financial Results for the Quarter /Year ended 31.03.2019

This is for your information and Record
Thanking You.

Yours Faithfully,

For Runit Investments Co. Limited

For Runit Investments Co. Ltd.


Authorised Signatory/Director


RUNIT INVESTMENTS COMPANY LIMITED

Regd. Office:;Diamond Heritage,16,Strand Road ,Kolkata -700001


Financial Results for the Quarter/Year ended 31STMarch' 2019(Rs in Lacs)



PARTICULARS	Quarter ended(Provisional)			Year ended	
	31-03-2019	31-12-2018	31-03-2018	31-03-2019	31-03-2018
	Unaudited	Unaudited	Unaudited	Audited	Audited
1 Income from operation					
(a)Net Sales/ Income from Operations	23.99	33.82	24.59	115.7	102.03
(b)Other Operating Income	0.00	0.00	0.00		14.64
Total Income from Operation	23.99	33.82	24.59	115.70	116.67
2 Expenditure					
a.Cost of materials consumed	0.00	0.00	0.00		0.00
b. Purchases of Stock-in-trade	0.00	0.00	0.00		0.00
c. Change in inventories of finished goods, work-in-progress and stock-in-trade	0.00	0.00	0.00		0.00
d. Employees benefits expenses	5.96	2.57	5.70	12.54	11.86
e. Depreciation & amortisation expenses	6.19	9.09	-0.10	34.30	17.52
f. Loss on sale of Investments	43.42	0.00	0.00	43.42	0.00
g.Other Expenses	6.95	12.70	3.52	27.9	9.03
Total Expenses	62.52	24.36	9.12	118.16	38.41
3 Profit from Operations before Other Income, financial costs & Exceptional Items (1-2)	-38.53	9.46	15.47	-2.46	78.26
4 Other Income	3.28	4.24	3.84	15.10	0.00
5 Profit/(Loss) from ordinary activities after finance costs and exceptional items (3+/-4)	-35.25	13.70	19.31	12.64	78.26
6 Finance costs	15.90	17.19	13.69	65.82	44.43
7 Profit/(Loss) from ordinary activities after finance costs but before and exceptional items	-51.15	-3.49	5.62	-53.18	33.83
8 Exceptional Items	0.00	0.00	0.00	0.00	0.00
9 Profit(+)/Loss(-) from ordinary activities before tax (7+8)	-51.15	-3.49	5.62	-53.18	33.83
10 Tax expenses	2.14	0.00	11.44	2.14	7.81
11 Net Profit(+)/Loss(-) from ordinary activities after tax (9-10)	-53.29	-3.49	-5.82	-55.32	26.02
12 Extraordinary items (net of tax expense)	0.00	0.00	0.00	0.00	0.00
13 Net Profit(+)/Loss(-) for the period (11-12)	-53.29	-3.49	-5.82	-55.32	26.02
14 Paid up Equity Share Capital (Rs.10/-)	20.00	20.00	20.00	20.00	20.00
15 Reserve excluding Revaluation Reserve as per Balance Sheet of previous accounting year	---	---	---	748.49	803.79
16 Earning per share (EPS) (in Rs.)					
a)Basic & diluted EPS before Extraordinary items for the period, for the year to date and for the previous year (not annualized)	-26.65	-1.75	-2.91	-27.66	13.01
b)Basic & diluted EPS after Extraordinary items for the period, for the year to date and for the previous year (not annualized)	-26.65	-1.75	-2.91		13.01
A PARTICULARS OF SHAREHOLDINGS					
1 Public Shareholdings					
- Number of Shares	89740	99540	99540	89740	99540
- percentage of Shareholdings	44.87	49.77	49.77	44.87	49.77
2 Promoters & promoter group Shareholding					
a)Pledged/Encumbered					
- Number of Shares	Nil	Nil	Nil	Nil	Nil
- Percentage of shares (as a % of the total shareholding of promoter and promoter group)	Nil	Nil	Nil	Nil	Nil
- Percentage of shares(as a % of the total Share capital of the company)	Nil	Nil	Nil	Nil	Nil
b)Non-encumbred					
- Number of Shares	110260	100460	100460	110260	100460
- Percentage of shares (as a % of the total Share capital of the company)	100	100	100	100	100

For Runit Investments Co. Ltd.




Authorised Signatory/Director

	shareholding of promoter and promoter group - Percentage of shares(as a % of the total Share capital of the company)	55.13	50.23	50.23	55.13	50.23
B	INVESTORS COMPLAINTS	31.03.2019				
	Pending at the beginning of the quarter	NIL				
	Received during the quarter	NIL				
	Disposed off during the quarter	NIL				
	Remaining unresolved at the end of the quarter	NIL				
1	The above results were taken on records by the Board of Directors at their meeting held on 31st March,2019, subject to Limited Review by the Statutory Auditors of the company.					
2	Provision for Current Tax & Deferred Tax will be considered at the end of the year.					
3	Previous year figures were rearranged/re-grouped wherever necessary.					
	Place : Kolkata	For RUNIT INVESTMENTS Co. Ltd.				
	Date : 30th May 2019	Director				 Authorised Signatory/Director



RUNIT INVESTMENTS COMPANY LIMITED

		Statement of Assets & Liabilities		(Rs. in Lakhs)
		Year Ended	Year Ended	
	Particulars	31-03-2019 (Audited)	31-03-2018 (Audited)	
A	EQUITY & LIABILITIES			
1	Shareholder's funds			
	(a) Capital	20.00	20.00	
	(b) Reserve & Surplus	748.49	803.79	
	Sub-total of Shareholders fund	768.49	823.79	
2	Non-current Liabilities			
	Long Term Borrowings	32.03	45.86	
	Other Long Term Liabilities	5.00	7.20	
	Longt-term provisions	12.41	11.95	
3	Current liabilities	49.44	65.01	
	(a)Short- term borrowings	667.33	560.10	
	(b)Other current liabilities	18.65	14.50	
	©Short-term provisions	3.64	3.58	
	Sub-total of Current liabilities	689.62	578.18	
	TOTAL- EQUITY & LIABILITIES	1507.55	1466.98	
B	ASSETS			
1	Non-Current assets			
	(a)Fixed assets	281.41	249.86	
	(b)Intangible Assets	0.45	0.00	
	(c)Non-current investments	396.24	314.60	
	(d)Deferred tax assets(net)	10.21	6.65	
	€Long Term Loans & Advances	29.51	85.02	
	Sub-total of Non-current assets	717.82	656.13	
2	Current Assets			
	(a)Inventories	0.52	0.52	
	(b) Trade Receivables	0.00	0.00	
	(c)Cash & cash equivalents	6.56	9.48	
	(d)Short-term loans & advances	782.65	800.85	
	(e)Other Current Assets		0.00	
	Sub-total of Current assets			
	Sub-total of Current assets	789.73	810.85	
	TOTAL ASSETS	1507.55	1466.98	



For Runit Investments Co. Ltd.

[Signature]
Authorised Signatory/Director