

o/c
E-mail : info@sohamestates.com
Website: www.runitinvestments.com

Phone : 033-40044409
033-66044832

RUNIT INVESTMENTS COMPANY LIMITED

(CIN: L65924WB1981PLC034400)

Regd. Office :

**DIAMOND HERITAGE,
UNIT NO-1411,16,STRAND ROAD
KOLKATA-700001**

Date: 20.01.2020


To
The Calcutta Stock Exchange Association Ltd
7, Lyons Range, Ground Floor,
Kolkata 700001.

Dear Sir/ Madam,

Sub: Statement under Regulation 31(1)(b) of the SEBI (Listing Obligation and Disclosure Requirements) Regulations, 2015 for the Quarter ended 31st December, 2019.

Ref: CSE Scrip Code- 28196

Pursuant to Regulation 31(1)(b) of SEBI (Listing Obligation and Disclosure Requirements) Regulations, 2015, please find enclosed herewith a statement showing Share Holding Pattern of the Company for the Quarter ended 31st December, 2019.





Thanking You.

Yours Faithfully,

For Runit Investments Company Limited

For Runit Investments Co. Ltd.


Authorised Signatory/Director

	The Calcutta Stock Exchange Limited Listing Department Received Contents not verified
Sl. No. 44	Dated 22/1/2020
Signature	


Annexure - I

Format of holding of specified securities

- A Name of Listed Entity: **RUNIT INVESTMENTS CO. LIMITED**
B Scrip Code/Name of Scrip/Class of Security: **28196**
C Share Holding Pattern Filed under: **Reg. 31(1)(b)**
 a. **The report for the Quarter ending 31st December, 2019**
D **Declaration:** The Listed entity is required to submit the following declaration to the extent of submission of information:-

	Particulars	
1	Whether the Listed Entity has issued any partly paid up shares?	No*
2	Whether the Listed Entity has issued any Convertible Securities or	No*
3	Whether the Listed Entity has any shares against which depository receipts are	No*
4	Whether the Listed Entity has any shares in locked-in?	No*
5	Whether any shares held by promoters are pledge or otherwise encumbered?	No*

* If the Listed Entity selects the option 'No' for the questions above, the columns for the partly paid up shares, Outstanding Convertible Securities/Warrants, depository receipts, locked-in shares, No of shares pledged or otherwise encumbered by promoters, as applicable, shall not be displayed at the time of dissemination on the Stock Exchange website. Also wherever there is 'No' declared by Listed Entity in



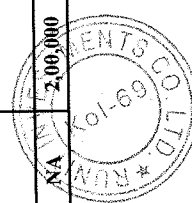
- E The tabular format for disclosure of holding of specified securities is as follows:-

For Runit Investments Co. Ltd.


Authorised Signatory/Director

Table I - Summary Statement holding of specified securities

Category (I)	Category of shareholder (II)	Nos. of shareholders (III)	No. of fully paid up equity shares held (IV)	No. of Partly paid up equity shares held (V)	No. of underlying Depository Receipts (VI)	Total nos. shares held (VII) = (IV)+(V)+(VI)	Shareholding as a % of total no. of shares (calculated as per SCRR, 1957) (VIII) As a % of (A+B+C2)	Number of Voting Rights held in each class of securities (IX)		No. of Shares Underlying Outstanding convertible securities (including Warrants) (X)	Shareholding, as a % assuming full conversion of convertible securities (as a percentage of diluted share capital) (XI) = (VII)+(X) As a % of (A+B+C)	Number of Locked in shares (XII)		Number of Shares pledged or otherwise encumbered (XIII)		Number of equity shares held in dematerialized form (XIV)
								No. of Voting Rights	Total as % of (A+B+C)			No. (a)	As a % of total Shares held (b)	No. (a)	As a % of total Shares held (b)	
								Class of Securities	Total							
(A)	Promoter & Promoter Group	4	1,10,260	0	NA	1,10,260	55.13%	NA	NA	NA	55.13%	NA	0	0	0	91,430
(B)	Public															
(C)	Non Promoter-Non Public	175	89,740	0	NA	89,740	44.87%	NA	NA	NA	44.87%	NA	0	0	0	0
(C1)	Shares underlying DRs	0	0	0	NA	0	0	NA	NA	NA	0	NA	0	0	0	0
	Shares held by Employee Trusts	0	0	0	NA	0	0	NA	NA	NA	0	NA	0	0	0	0
(C2)	Total	179	2,00,000	0	NA	2,00,000	100%	NA	NA	NA	100%	NA	0	0	0	91,430



For Runit Investments Co. Ltd.

 Authorised Signatory/Director

Table II - Statement showing shareholding pattern of the Promoter and Promoter Group

Category & Name of the Shareholders (I)	PAN (II)	No. of share holder (III)	No. of fully paid up equity shares held (IV)	Party paid-up equity shares held (V)	Nos. of shares underlying Depository Receipts (VI)	Total nos. shares held (VII) = IV+V+VI	Shareholding % calculated as per SCRR, 1957 As a % of (A+B+C2) (VIII)	Number of Voting Rights held in each class of securities (IX)		No. of Shares Underlying Outstanding convertible securities (including Warrants) (X)	Shareholding as a % assuming full conversion of convertible securities as a percentage of diluted share capital (XI) = (VII)+(X) as a % of A+B+C	Number of Locked in shares (XII)		Number of Shares pledged or otherwise encumbered (XIII)		Number of equity shares held in dematerialized form (XIV)	
								No of Voting Rights	Total as a % of Total Voting rights			No. (a)	As a % of total Shares held (b)	No. (a)	As a % of total shares held (b)		
																	Class of securities
(1)																	
(a)	Indian Individuals/Hindu undivided Family		31,230	0	NA	31,230	15.62%	NA	NA	NA	15.62%	NA	0	0	0	21,430	
	Navin Kumar Bhartia Vineeta Bhartia	2	26430 4,800	0	NA NA	26430 4,800	13.22% 2.4%	NA NA	NA NA	NA NA	13.22% 2.4%	NA	0	0	0	21,430	
	ADTPB8802D AEPBP1550M																
(b)	Central Government/ State Government(s)	0	0	0	NA	0	0	NA	NA	NA	0	NA	0	0	0	0	
(c)	Financial Institutions/ Banks	0	0	0	NA	0	0	NA	NA	NA	0	NA	0	0	0	0	
(d)	Any Other	2	79,030	0	NA	79,030	39.52%	NA	NA	NA	39.52%	NA	0	0	0	70,000	
1	(Body Corporate) Navin Construction & Credit Private Limited		75,729	0	NA	75,729	37.86%	NA	NA	NA	37.86%	NA	0	0	0	70,000	
	AAACN9084E																
2	Satya Narain Bhartia Family Trust		3,301	0	NA	3,301	1.65%	NA	NA	NA	1.65%	NA	NA	NA	0	0	
	AAST57797N																
	Sub-Total (A)(1)	4	1,10,260	0	NA	1,10,260	55.13%	NA	NA	NA	55.13%	NA	0	0	0	91,430	
(2)	Foreign	0	0	0	NA	0	0	NA	NA	NA	0	NA	0	0	0	0	
(a)	Individuals (Non- Resident Individuals/ Foreign Individuals)	0	0	0	NA	0	0	NA	NA	NA	0	NA	0	0	0	0	
(b)	Government	0	0	0	NA	0	0	NA	NA	NA	0	NA	0	0	0	0	
(c)	Institutions	0	0	0	NA	0	0	NA	NA	NA	0	NA	0	0	0	0	
(d)	Foreign Portfolio Investor	0	0	0	NA	0	0	NA	NA	NA	0	NA	0	0	0	0	
(e)	Any Other (specify)	0	0	0	NA	0	0	NA	NA	NA	0	NA	0	0	0	0	
	Sub-Total (A)(2)	0	0	0	NA	0	0	NA	NA	NA	0	NA	0	0	0	0	
	Total Shareholding of Promoter and Promoter Group (A) = (A)(1)+(A)(2)	4	1,10,260	0	NA	1,10,260	55.13%	NA	NA	NA	55.13%	NA	0	0	0	91,430	

Details of Shares which remain unclaimed may be given here along with details such as number of shareholders, outstanding shares held in demat/unclaimed suspense account, voting rights which are frozen etc.

Note: 1. Application for DEMAT is already made for promoters and the same will be done shortly.


For Runit Investments Co. Ltd.

 Authorised Signatory/Director

Table III - Statement showing shareholding pattern of the Public shareholder

Category & Name of the Shareholders (I)	PAN (II)	Nos. of shareholder (III)	No. of fully paid up equity shares held (IV)	Partly paid-up equity shares held (V)	Nos. of shares underlying Depository Receipts (VI)	Total nos. shares held (VII) = IV+V+VI	Shareholding % calculated as per SCRR, 1957 As a % of (A+B+C2) (VIII)	Number of Voting Rights held in each class of securities (IX)		No. of Shares Underlying Outstanding convertible securities (including Warrants) (X)	Total shareholding, as a % assuming full conversion of convertible securities (as a percentage of diluted share capital) (XI) = (VII)+(X) as a %	Number of Locked in shares (XII)	Number of Shares pledged or otherwise encumbered (XIII)	Number of equity shares held in dematerialized form (XIV)	
								Class of	Total						
															No of Voting Rights
(1) Institutions															
(a) Mutual Funds/	-	0	0	0	NA	0	0	NA	NA	NA	NA	0	0	0	0
(b) Venture Capital Funds	-	0	0	0	NA	0	0	NA	NA	NA	NA	0	0	0	0
(c) Alternate Investment Funds	-	0	0	0	NA	0	0	NA	NA	NA	NA	0	0	0	0
(d) Foreign Venture Capital Investors	-	0	0	0	NA	0	0	NA	NA	NA	NA	0	0	0	0
(e) Foreign Portfolio Investors	-	0	0	0	NA	0	0	NA	NA	NA	NA	0	0	0	0
(f) Financial Institutions/Banks	-	0	0	0	NA	0	0	NA	NA	NA	NA	0	0	0	0
(g) Insurance Companies	-	0	0	0	NA	0	0	NA	NA	NA	NA	0	0	0	0
(h) Provident Funds/Pension Funds	-	0	0	0	NA	0	0	NA	NA	NA	NA	0	0	0	0
(i) Any Other (specify)	-	0	0	0	NA	0	0	NA	NA	NA	NA	0	0	0	0
Sub-Total (B)(1)	-	0	0	0	NA	0	0	NA	NA	NA	NA	0	0	0	0

For Runit Investments Co. Ltd.

Authorised Signatory/Director

2	Central Government/ State Government(s)/ President of India	-	0	0	0	0	0	0	0	0	0	0	0	0	0	0	0	0	0	0	0	0	0	0	0	0			
	Sub-Total (B)(2)	-	0	0	0	0	0	0	0	0	0	0	0	0	0	0	0	0	0	0	0	0	0	0	0	0	0		
3	Non-institutions																												
(a)	Individuals - i. Individual shareholders holding nominal share capital up to Rs. 2 lakhs	-	173	75,740	0	NA	75,740	37.87%	NA	NA	NA	NA	NA	NA	NA	NA	NA	NA	NA	NA	NA	NA	NA	NA	37.87%	NA	0	0	
	ii. Individual shareholders holding nominal share capital in excess of Rs. 2 lakhs.	-	0	0	0	NA	0	0	NA	NA	NA	NA	NA	NA	NA	NA	NA	NA	NA	NA	NA	NA	NA	NA	0	NA	0	0	
(b)	NBFCs registered with RBI	-	0	0	0	NA	0	0	NA	NA	NA	NA	NA	NA	NA	NA	NA	NA	NA	NA	NA	NA	NA	NA	0	NA	0	0	
(c)	Employee Trusts	-	0	0	0	NA	0	0	NA	NA	NA	NA	NA	NA	NA	NA	NA	NA	NA	NA	NA	NA	NA	NA	0	NA	0	0	
(d)	Overseas Depositories (holding DRs) (balancing figure)	-	0	0	0	NA	0	0	NA	NA	NA	NA	NA	NA	NA	NA	NA	NA	NA	NA	NA	NA	NA	NA	0	NA	0	0	
(e)	Any Other (Body Corporate)	-	2	14,000	0	NA	14,000	7.00%	NA	NA	NA	NA	NA	NA	NA	NA	NA	NA	NA	NA	NA	NA	NA	7.00%	NA	0	0	0	
2	Jagmata Sales Private Limited	AACCJ7656E		7,200	0	NA	7,200	3.60%	NA	NA	NA	NA	NA	NA	NA	NA	NA	NA	NA	NA	NA	NA	NA	NA	3.60%	NA	0	0	0
3	Swarn Enclave private limited	AAKCS9385B		6,800	0	NA	6,800	3.40%	NA	NA	NA	NA	NA	NA	NA	NA	NA	NA	NA	NA	NA	NA	NA	NA	3.40%	NA	0	0	0
	Sub-Total (B)(3)																												
	Total Public Shareholding (B)= (B)(1)+(B)(2)+(B)(3)		175	89,740	0	NA	89,740	44.87%	NA	NA	NA	NA	NA	NA	NA	NA	NA	NA	NA	NA	NA	NA	NA	44.87%	NA	0	0	0	0

For Runit Investments Co., Ltd.

Authorised Signatory/Director

Statement showing holding of securities (including shares, warrants, convertible securities) of persons belonging to the category "Public" and holding more than 1% of the total number of shares

Name of the Shareholders (I)	PAN (II)	No. of fully paid up equity shares held (IV)	Partly paid-up equity shares held (V)	Nos. of shares underlying Depository Receipts (VI)	Total nos. shares held (VII) = (IV+V+VI)	Shareholding % calculated as per SCRR, 1957 As a % of (A+B+C2) (VIII)	Number of Voting Rights held in each class of securities		No. of Shares Underlying Outstanding convertible securities (including Warrants) (X)	Total shareholding, as a % assuming full conversion of convertible securities (as a percentage of diluted share capital) (XI) = (VII)+(X) as a % of	Number of Locked in shares (XII)	Number of Shares pledged or otherwise encumbered (XIII)	Number of equity shares held in dematerialized form (XIV)
							Total as a % of Total Voting rights	No. (a)					
JAGMATA SALES PRIVATE LIMITED	AACCJ7656E	7,200	0	NA	7,200	3.60%	NA	NA	NA	NA	0	0	
SWARN ENCLAVE PRIVATE LIMITED	AAKCS9385B	6,800	0	NA	6,800	3.40%	NA	NA	NA	NA	0	0	
KAMALK KARWA	AADPK3478R	7,300	0	NA	7,300	3.65%	NA	NA	NA	NA	0	0	
SAROJK KARWA	AAHPK2561M	6,300	0	NA	6,300	3.15%	NA	NA	NA	NA	0	0	
ADITYA KARWA	AADPK3486D	7,000	0	NA	7,000	3.50%	NA	NA	NA	NA	0	0	
SATYANARIN SHAMA	ALJPS9159B	7,200	0	NA	7,200	3.60%	NA	NA	NA	NA	0	0	
RAJ GOURAV DEBNATH	CLGPD9063B	6,900	0	NA	6,900	3.45%	NA	NA	NA	NA	0	0	
ANJALIKA KARWA	AHNPB1034D	6,900	0	NA	6,900	3.45%	NA	NA	NA	NA	0	0	
AKSHAY PASARI	CBEPP6954P	7,500	0	NA	7,500	3.75%	NA	NA	NA	NA	0	0	
SHIVAM PASARI	CPTPP7686D	6,700	0	NA	6,700	3.35%	NA	NA	NA	NA	0	0	
TOTAL		69,800	0	NA	69,800	34.90%	NA	NA	NA	NA	0	0	

For Runit Investments Co. Ltd.

Authorised Signatory/Director

Table IV - Statement showing shareholding pattern of the Non Promoter- Non Public shareholder

Category & Name of the Shareholders (I)	PAN (II)	No. of shareholder (III)	No. of fully paid up equity shares held (IV)	Partly paid-up equity shares held (V)	Nos. of shares underlying Depository Receipts (VI)	Total nos. shares held (VII) = IV+V+VI)	Shareholding % calculated as per SCRR, 1957 As a % of (A+B+C2) (VIII)	Number of Voting Rights held in each class of securities (IX)			No. of Shares Underlying Outstanding convertible securities (including Warrants) (X)	Total shareholding, as a % assuming full conversion of convertible securities (XI) = (VII)+(X) as a % of A+B+C2	Number of Locked in shares (XII)		Number of Shares pledged or otherwise encumbered (XIII)		Number of equity shares held in dematerialized form (XIV) (Not Applicable)
								No of Voting Rights	Total as a % of Total Voting rights	Class of Securities			No.	As a % of Shares held	No.	As a % of total shares held (Not applicable)	
(1) Custodian/DR Holder																	
(a) Name of DR Holder (if available)	-	0	0	0	NA	0	0	NA	NA	NA	0	NA		0			0
(2) Employee Benefit Trust (under SEBI (Share based Employee Benefit) Regulations, 2014)	-	0	0	0	NA	0	0	NA	NA	NA	0	NA		0			0
Total Non-Promoter- Non Public Shareholding (C)= (C)(1)+(C)(2)	-	0	0	0	NA	0	0	NA	NA	NA	0	NA		0			0
Grand Total (A)+(B)+(C)	-	179	200000	0	NA	200000	100%	NA	NA	NA	0	NA		0			0

For Runit Investments Co. Ltd.

Authorised Signatory/Director