

RUNIT INVESTMENTS COMPANY LIMITED

(CIN: L65924WB1981PLC034400)

17th January, 2022

To

The Listing Department

The Calcutta Stock Exchange Limited

7 Lyons Range

Kolkata – 700001

Sub: Statement under Regulation 31(1)(b) of SEBI (Listing Obligation and Disclosure Requirement) Regulation, 2015 for quarter ended 31st December, 2021

Ref: CSE Scrip Code: 028196

Dear Sir/Madam,

Please find enclosed herewith statement under Regulation 31(1)(b) of SEBI (Listing Obligation and Disclosure Requirement) Regulation, 2015 for the quarter ended 31st December, 2021.

Thanking you,
Yours faithfully,

For Runit Investments Company Limited


Navin Kumar Bhartia
Director

DIN: 00259552



Registered Office:

16 Strand Road, Diamond Heritage, Unit 1411, 14th Floor, Kolkata 700 001

Email: info@sohamestates.com, Phone: 033-66044832, 033-40044409

Website: www.runitinvestments.com

NICHE TECHNOLOGIES PRIVATE LIMITED
(An ISO 9001:2015 Certified Company)
(Registrar & Share Transfer Agent)
3A, Auckland Place, 7th Floor, Room No. 7A & 7B, Kolkata-700017
Phones: (033) 2280 6616/6617/6618 Fax: (033) 2280 6619
E-Mail: nichetechpl@nichetechpl.com CIN : U74140WB1994PTC062636

TO WHOMSOEVER IT MAY CONCERN

COMPANY : RUNIT INVESTMENTS COMPANY LTD.

ISIN : INE559E01019

THIS IS TO CERTIFY THE FOLLOWING :

	AS ON 31/12/2021	AS ON 30/09/2021
TOTAL NSDL POSITION :	63000	63000
TOTAL CDSL POSITION :	91430	91430
TOTAL DEMATERIALISED SHARES :	154430	154430
TOTAL PHYSICAL SHARES :	45570	45570
TOTAL SHARES :	200000	200000



PLACE : KOLKATA
DATE : 01.01.2022

FOR NICHE TECHNOLOGIES PVT. LTD.
(REGISTRAR & TRANSFER AGENT)

(AUTHORIZED SIGNATORY)

Format of holding of specified securities

Annexure - I

1 Name of Listed Entity : RUNIT INVESTMENTS COMPANY LTD.

2 Scrip Code/Name of Scrip/Class of Security :

3 Share Holding Pattern Filed under: Reg. 31(1) (b) : **Quarter Ended 31/12/2021**

4 Declaration:


	Particulars	Yes	No
1	Whether the Listed Entity has issued any partly paid up shares		NO
2	Whether the Listed Entity has issued any Convertible Securities or Warrants?		NO
3	Whether the Listed Entity has any shares against which depository receipt are issued?		NO
4	Whether the Listed Entity has any shares in locked-in?		NO
5	Whether any shares held by promoters are pledge or otherwise encumbered?		NO

5 The tabular format for disclosure of holding of specified securities is as follows:-



Table I - Summary Statement holding of specified securities

Category (i)	Category of shareholder (ii)	Nos. of shares held (iii)	No. of fully paid up equity shares held (iv)	No. of partly paid-up equity shares held (v)	No. of shares underlying Depository Receipt (vi)	Total nos. shares held (vii) = (iv)+(v)+(vi)	Shareholding 1997 as a % of total no. of shares (viii) As a % of (A+B+C2)	Number of Voting Rights held in each class of securities (ix)			Total as a % of (A+B+C)	No. of Shares Underlying convertible securities (including Warrants) (x)	Shareholding as a % assuming full conversion of convertible securities (as a diluted share capital) (xi) = (viii)+(x) as a % of (A+B+C)	Number of Locked in shares (xii)		Number of Shares pledged or otherwise encumbered (xiii)		Number of equity shares held in dematerialized form (xiv)
								Class eqy	Class eqy	Total				No. (a)	As a % of total Shares held (b)	No. (a)	As a % of total Shares held (b)	
(A)	Promoter & Promoter Group	4	117460	0	0	117460	58.730	117460	0	117460	58.730	0	0.000	0	0.000	0	0.000	98630
(B)	Public	174	82540	0	0	82540	41.270	82540	0	82540	41.270	0	0.000	0	0.000	0	0.000	55800
(C)	Non Promoter - Non Public																	
(C1)	Shares underlying DBS																	
(C2)	Shares held by Employee Trusts																	
	TOTAL	178	200000	0	0	200000	100.000	200000	0	200000	100.000	0	0.000	0	0.000	0	0.000	154430






Table II - Statement showing shareholding pattern of the Promoter and Promoter Group

Category & Name of shareholder (i)	Entity type as promoter OR promoter group entity (except promoter)	PAN (ii)	Nos. of shares (iii)	No. of fully paid up equity shares (iv)	No. of partly paid up equity shares held (v)	Nos. of Depository Receipt (vi)	Total Shares held (vii) = (iv)+(v)+(vi)	Shareholding % calculated as per SCRR, 1957 As a % of (A+B+C2) (viii)	Number of Voting Rights held in each class of securities (ix)			Total in % of total voting rights	No. of Shares Underlying convertible securities (including Warrants) (x)	Shareholding as a % assuming full conversion of convertible securities (as a percentage of diluted share capital) (xi) as a % of (A+B+C)	Number of Locked in shares (xii)		Number of Shares pledged or otherwise encumbered (xiii)		Number of equity shares held in dematerialised form (xiv)
									Class x	Class y	Total				No. (a)	As a % of total shares (b)	No. (a)	As a % of total shares (b)	
(1) Indian			0	0	0	0	0	0.000	0	0	0	0.000	0	0.000	0	0.000	0	0.000	0
Individuals/Hindu undivided Family			3	41731	0	0	41731	20.866	0	0	0	0.000	0	0.000	0	0.000	0	0.000	28630
NAVIN KR. BHARTIA		ADTP88802D	0	33630	0	0	33630	16.815	0	0	0	0.000	0	0.000	0	0.000	0	0.000	28630
SATYANARAIN BHARTIA FAMILY TRUST		AAST5797N	0	3301	0	0	3301	1.651	0	0	0	0.000	0	0.000	0	0.000	0	0.000	0
VINEETA BHARTIA		AEPH8150M	0	4800	0	0	4800	2.400	0	0	0	0.000	0	0.000	0	0.000	0	0.000	0
General Government/State Government(s)			0	0	0	0	0	0.000	0	0	0	0.000	0	0.000	0	0.000	0	0.000	0
Financial Institutions/Banks			0	0	0	0	0	0.000	0	0	0	0.000	0	0.000	0	0.000	0	0.000	0
Any Other			0	0	0	0	0	0.000	0	0	0	0.000	0	0.000	0	0.000	0	0.000	0
Bodies Corporate			1	75729	0	0	75729	37.865	0	0	0	0.000	0	0.000	0	0.000	0	0.000	70000
NAVIN CONSTRUCTION & CREDIT PVT.LTD.		AAACN9084E	0	75729	0	0	75729	37.865	0	0	0	0.000	0	0.000	0	0.000	0	0.000	70000
Trusts			0	0	0	0	0	0.000	0	0	0	0.000	0	0.000	0	0.000	0	0.000	0
Clearing Members			0	0	0	0	0	0.000	0	0	0	0.000	0	0.000	0	0.000	0	0.000	0
Sub-Total (A)(1)			4	117460	0	0	117460	58.730	0	0	0	0.000	0	0.000	0	0.000	0	0.000	98630
(2) Foreign			0	0	0	0	0	0.000	0	0	0	0.000	0	0.000	0	0.000	0	0.000	0
Individuals (Non-Resident Individuals)/Foreign Government			0	0	0	0	0	0.000	0	0	0	0.000	0	0.000	0	0.000	0	0.000	0
(a) Government			0	0	0	0	0	0.000	0	0	0	0.000	0	0.000	0	0.000	0	0.000	0
(b) Institutions			0	0	0	0	0	0.000	0	0	0	0.000	0	0.000	0	0.000	0	0.000	0
(c) Foreign Portfolio Investor			0	0	0	0	0	0.000	0	0	0	0.000	0	0.000	0	0.000	0	0.000	0
(d) Any Other			0	0	0	0	0	0.000	0	0	0	0.000	0	0.000	0	0.000	0	0.000	0
(e) OCBs			0	0	0	0	0	0.000	0	0	0	0.000	0	0.000	0	0.000	0	0.000	0
Sub-Total (A)(2)			0	0	0	0	0	0.000	0	0	0	0.000	0	0.000	0	0.000	0	0.000	0
Total Shareholding of Promoter and Promoter Group (A)=(A)(1)+(A)(2)			4	117460	0	0	117460	58.730	0	0	0	0.000	0	0.000	0	0.000	0	0.000	98630




Table III - Statement showing shareholding pattern of the Public shareholder

Category & Name of Shareholders	(ii)	(iii)	(iv)	(v)	(vi)	(vii)	Shareholding as a % of SCRR, 1957 (viii)	Number of Voting Rights held in each class of securities			Total as a % of Voting Rights (ix)	No. of Underlying Shares (x)	Shareholding as a % of conversion of all securities (as a % of diluted) (xi)	Number of Locked in shares			Number of Shares pledged or otherwise encumbered (xiii)	Number of empty shares held in demat form (xiv)	
								(x)	(xi)	(xii)				(xiii)	(xiv)				
(1) Institutions	0	0	0	0	0	0	0.000	0	0	0	0	0.000	0	0	0	0	0	0	
(2) Mutual Funds	0	0	0	0	0	0	0.000	0	0	0	0	0.000	0	0	0	0	0	0	0
(3) Venture Capital Funds	0	0	0	0	0	0	0.000	0	0	0	0	0.000	0	0	0	0	0	0	0
(4) Private Investment Funds	0	0	0	0	0	0	0.000	0	0	0	0	0.000	0	0	0	0	0	0	0
(5) Foreign Venture Capital Investors	0	0	0	0	0	0	0.000	0	0	0	0	0.000	0	0	0	0	0	0	0
(6) Foreign Portfolio Investors	0	0	0	0	0	0	0.000	0	0	0	0	0.000	0	0	0	0	0	0	0
(7) Insurance Companies	0	0	0	0	0	0	0.000	0	0	0	0	0.000	0	0	0	0	0	0	0
(8) Pension Funds	0	0	0	0	0	0	0.000	0	0	0	0	0.000	0	0	0	0	0	0	0
(9) Foreign Institutional Investors	0	0	0	0	0	0	0.000	0	0	0	0	0.000	0	0	0	0	0	0	0
(10) Central Government/State Government(s)/Foreign Government(s)/Trust	0	0	0	0	0	0	0.000	0	0	0	0	0.000	0	0	0	0	0	0	0
(11) Non-institutions	0	0	0	0	0	0	0.000	0	0	0	0	0.000	0	0	0	0	0	0	0
(12) Individuals shareholders holding nominal share capital	172	68340	0	0	0	0	34.270	68340	0	68340	34.270	0	34.270	0	0.000	0	0.000	46600	0
(13) Individuals shareholders holding nominal share capital in excess of Rs. 2 Lakhs.	0	0	0	0	0	0	0.000	0	0	0	0.000	0	0.000	0	0.000	0	0.000	0	0
(14) NPS, registered with RBI	0	0	0	0	0	0	0.000	0	0	0	0.000	0	0.000	0	0.000	0	0.000	0	0
(15) Overseas Depositors (holding Derivatives)	0	0	0	0	0	0	0.000	0	0	0	0.000	0	0.000	0	0.000	0	0.000	0	0
(16) Bodies Corporate	2	14000	0	0	0	0	7.000	14000	0	14000	7.000	0	7.000	0	0.000	0	0.000	7200	0
(17) Private Limited	0	7200	0	0	0	0	3.600	7200	0	7200	3.600	0	3.600	0	0.000	0	0.000	7200	0
(18) Public Limited	0	6800	0	0	0	0	3.400	6800	0	6800	3.400	0	3.400	0	0.000	0	0.000	0	0
(19) NRI Resident	0	0	0	0	0	0	0.000	0	0	0	0.000	0	0.000	0	0.000	0	0.000	0	0
(20) NRI Non-Resident	0	0	0	0	0	0	0.000	0	0	0	0.000	0	0.000	0	0.000	0	0.000	0	0
(21) Trusts	0	0	0	0	0	0	0.000	0	0	0	0.000	0	0.000	0	0.000	0	0.000	0	0
(22) Clearing Members	0	0	0	0	0	0	0.000	0	0	0	0.000	0	0.000	0	0.000	0	0.000	0	0
(23) Unclaimed Shares	0	0	0	0	0	0	0.000	0	0	0	0.000	0	0.000	0	0.000	0	0.000	0	0
(24) Sub-Total (B)(1)	174	82340	0	0	0	0	41.270	82340	0	82340	41.270	0	41.270	0	0.000	0	0.000	55800	0
(25) Total Public Shareholding (B)(1)+(B)(2)+(B)(3)	174	82340	0	0	0	0	41.270	82340	0	82340	41.270	0	41.270	0	0.000	0	0.000	55800	0

Table IV - Statement showing shareholding pattern of the Non Promoter - Non Public shareholder

Category & Name of shareholders (i)	PAN (ii)	Nos. of shareholders (iii)	No. of fully paid up equity shares held (iv)	No. of partly paid-up equity shares held (v)	Nos. of shares underlying Depository Receipt (vi)	Total nos. shares held (vii) = (iv)+(v)+(vi)	Shareholding as a % of (A+B+C2) (viii)	Number of Voting Rights held in each class of securities (ix)			Total as a % of Total Voting rights	No. of Shares Underlying Outstanding convertible securities (including Warrants) (x)	Shareholding as a % assuming full conversion of convertible securities (as a percentage of diluted share capital) (xi) = (x)/(A+B+C) of (A+B+C)	Number of Locked in shares (xii)		Number of Shares pledged or otherwise encumbered (xiii)		Number of equity shares held in dematerialized form (xiv)
								Class x	Class y	Total				No. (a)	As a % of total Shares held (b)	No. (a)	As a % of total Shares held (b)	
(1) Custodian DR Holder																		
(2) Employee Benefit Trust (under SEBI (Share based Employee Benefit) Regulations, 2014)																		
Total Non-Promoter - Non-Public Shareholding (C)=(C1)+(C)(M2)																		




Table V - Statement showing shareholding details of significant beneficial owner

Details of the significant beneficial owner (I)				Details of the registered owner (II)			Details of holding/ exercise of right of the SBO in the reporting company, whether direct or indirect : (III) Whether by virtue of:					
Sr No.	Name	PAN/Passport No. in case of a foreign national	Nationality	Name	PAN/Passport No. in case of a foreign national	Nationality	Shares %	Voting rights %	Rights on distributable dividend or any other distribution %	Exercise of control	Exercise of significant influence	Date of creation / acquisition of significant beneficial interest (IV)

