

E-mail: info@sohamestates.com  
Website: www.runitinvestments.com

Phone: 033-40044409  
033-66044832

## RUNIT INVESTMENTS COMPANY LIMITED

(CIN:L65924WB1981PLC034400)

Regd. Office :  
DIAMOND HERITAGE,  
16, STRAND ROAD, UNIT NO. 1411,  
KOLKATA – 700 001

Date: 03/08/2020

To  
The Calcutta Stock Exchange  
7, Lyons Range, Ground Floor,  
Kolkata 700001.

Dear Sir/ Madam,


**Sub: Statement under Regulation 31(1)(b) of the SEBI (Listing Obligation and Disclosure Requirements) Regulations, 2015 for the year ended June, 2020.**

Pursuant to Regulation 31(1)(b) of SEBI (Listing Obligation and Disclosure Requirements) Regulations, 2015, please find enclosed herewith a statement showing shareholding pattern of the Company for the year ended June, 2020.

Thanking You.


Yours Faithfully,

For Runit Investments Co. Limited

  
Navin Kumar Bhartia  
Director  
DIN: 00259552



Encl:a/a



**Annexure - I**

**Format of holding of specified securities**

A Name of Listed Entity: **RUNIT INVESTMENTS CO. LIMITED**

B Scrip Code/Name of Scrip/Class of Security: **28196**

C Share Holding Pattern Filed under: **Reg. 31(1)(b)**

**a. The report for the Quarter ending June, 2020**

D **Declaration:** The Listed entity is required to submit the following declaration to the extent of submission of information:-

|   | <b>Particulars</b>   |  |     |
|---|--|--|-----|
| 1 | Whether the Listed Entity has issued any partly paid up shares?                        |  | No* |
| 2 | Whether the Listed Entity has issued any Convertible Securities or Warrants?           |  | No* |
| 3 | Whether the Listed Entity has any shares against which depository receipts are issued? |  | No* |
| 4 | Whether the Listed Entity has any shares in locked-in?                                 |  | No* |
| 5 | Whether any shares held by promoters are pledge or otherwise encumbered?               |  | No* |

\* If the Listed Entity selects the option 'No' for the questions above, the columns for the partly paid up shares, Outstanding Convertible Securities/Warrants, depository receipts, locked-in shares, No of shares pledged or otherwise encumbered by promoters, as applicable, shall not be displayed at the time of dissemination on the Stock Exchange website. Also wherever there is 'No' declared by Listed Entity in above table the values will be considered as 'Zero' by default on submission of the format of holding of specified securities.

E The tabular format for disclosure of holding of specified securities is as follows:-




Table I - Summary Statement holding of specified securities

| Category (I) | Category of shareholder (II)   | Nos. of shares (III) | No. of fully paid up equity shares held (IV) | No. of Partly paid-up equity shares held (V) | No. of underlying Depository Receipts (VI) | Total nos. shares held (VII) = (IV)+(V)+(VI) | Shareholding as a % of total no. of shares (calculated as per SCRR, 1957) (VIII) As a % of (A+B+C2) | Number of Voting Rights held in each class of securities (IX) |       | Total as a % of (A+B+C) | No. of Shares Underlying Outstanding convertible securities (including Warrants) (X) | Shareholding, as a % of full convertible securities (as a percentage of diluted share capital) (XI) = (VII)+(X) As a % of (A+B+C) | Number of Locked in shares (XII) |                            | Number of Shares pledged or otherwise encumbered (XIII) |                            | Number of equity shares held in dematerialized form (XIV) |
|--------------|--------------------------------|----------------------|--|--|--|--|---|---|-------|-------------------------|--|---|----------------------------------|----------------------------|---|----------------------------|---|
|              |                                |                      |  |  |  |  |   | Class of Securities   | Total |                         |  |   | No. (a)                          | % of total Shares held (b) | No. (a)   | % of total Shares held (b) |   |
| (A)          | Promoter & Promoter Group      | 4                    | 1,10,260                                     | 0  | NA   | 1,10,260                                     | 55.13%  | NA  | NA    | NA                      | NA   | 55.13%  | NA                               | 0                          | 0   | 0                          | 91,430  |
| (B)          | Public                         |                      |  |  |  |  |   |   |       |                         |  |   |                                  |                            |   |                            |   |
| (C)          | Non Promoter-Non Public        | 175                  | 89,740                                       | 0  | NA   | 89,740                                       | 44.87%  | NA  | NA    | NA                      | NA   | 44.87%  | NA                               | 0                          | 0   | 0                          | 0   |
| (C1)         | Shares underlying DRS          | 0                    | 0  | 0  | NA   | 0  | 0   | NA  | NA    | NA                      | NA   | 0   | NA                               | 0                          | 0   | 0                          | 0   |
|              | Shares held by Employee Trusts | 0                    | 0  | 0  | NA   | 0  | 0   | NA  | NA    | NA                      | NA   | 0   | NA                               | 0                          | 0   | 0                          | 0   |
| (C2)         | Total                          | 179                  | 2,00,000                                     | 0  | NA   | 2,00,000                                     | 100%  | NA  | NA    | NA                      | NA   | 100%  | NA                               | 0                          | 0   | 0                          | 91,430  |

Table II - Statement showing shareholding pattern of the Promoter and Promoter Group

| (1) | Category & Name of the Shareholders (i)                                | PAN (ii)   | No. of share holder (iii) | No. of fully paid up equity shares held (iv) | Partly paid-up equity shares held (v) | Nos. of shares underlying Depository Receipts (vi) | Total nos. shares held (vii) = (iv)+(v)+(vi) | Shareholding % calculated as per SCRR, 1957 As a % of (A+B+C2) (viii) | Number of Voting Rights held in each class of securities (ix) |  | No. of Shares Underlying Outstanding convertible securities (including Warrants) (x) | Shareholding % as a % assuming full conversion of convertible securities ( (xi) = (vii)+(x) as a % of A+B+C | Number of Locked In Shares (xii) | Number of Shares pledged or otherwise encumbered (xiii) | Number of equity shares held in dematerialized form (xiv) |
|-----|--|------------|---------------------------|--|---------------------------------------|--|--|---|---|--|--|---|----------------------------------|---|---|
|     |  |            |                           |  |                                       |  |  |   | No of Voting Rights securities                                | Total Rights as a % of Total Voting rights (x) |  |   |                                  |   |   |
| (1) | Indian   |            |                           |  |                                       |  |  |   |   |  |  |   |                                  |   |   |
| (a) | Individuals/Hindu undivided Family                                     |            |                           | 31,230                                       | 0                                     | NA   | 31,230                                       | 15.62%  | NA  | NA   | NA   | 15.62%  | NA                               | 0   | 21,430  |
|     | Navin Kumar Bhatia   | AD77B8802D | 2                         | 26430  | 0                                     | NA   | 26430  | 13.22%  | NA  | NA   | NA   | 13.22%  | NA                               | 0   | 21,430  |
|     | Vineeta Bhatia   | AEHPB1550M |                           | 4800   | 0                                     | NA   | 4800   | 2.4%  | NA  | NA   | NA   | 2.4%  | 0                                | 0   | 0   |
| (b) | Central Government/ State Government(s)                                |            | 0                         | 0  | 0                                     | NA   | 0  | 0   | NA  | NA   | NA   | 0   | 0                                | 0   | 0   |
| (c) | Financial Institutions/ Banks  |            | 0                         | 0  | 0                                     | NA   | 0  | 0   | NA  | NA   | NA   | 0   | 0                                | 0   | 0   |
| (d) | Any Other (Body Corporate) Navin Construction & Credit Private Limited | AAACN9084E |                           | 75,729                                       | 0                                     | NA   | 75,729                                       | 37.86%  | NA  | NA   | NA   | 37.86%  | NA                               | 0   | 70,000  |
|     | Satyra Narain Bhatia Family Trust                                      | AAST57797N | 2                         | 79,030                                       | 0                                     | NA   | 79,030                                       | 39.52%  | NA  | NA   | NA   | 39.52%  | NA                               | 0   | 70,000  |
|     | Sub-Total (A)(1)   |            | 4                         | 1,10,260                                     | 0                                     | NA   | 1,10,260                                     | 55.13%  | NA  | NA   | NA   | 55.13%  | NA                               | 0   | 91,430  |
| (2) | Foreign  |            |                           |  |                                       |  |  |   |   |  |  |   |                                  |   |   |
| (a) | Individuals (Non- Resident Individuals/ Foreign Individuals)           |            | 0                         | 0  | 0                                     | NA   | 0  | 0   | NA  | NA   | NA   | 0   | 0                                | 0   | 0   |
| (b) | Government   |            | 0                         | 0  | 0                                     | NA   | 0  | 0   | NA  | NA   | NA   | 0   | 0                                | 0   | 0   |
| (c) | Institutions   |            | 0                         | 0  | 0                                     | NA   | 0  | 0   | NA  | NA   | NA   | 0   | 0                                | 0   | 0   |
| (d) | Foreign Portfolio Investor   |            | 0                         | 0  | 0                                     | NA   | 0  | 0   | NA  | NA   | NA   | 0   | 0                                | 0   | 0   |
| (e) | Any Other (specify)  |            | 0                         | 0  | 0                                     | NA   | 0  | 0   | NA  | NA   | NA   | 0   | 0                                | 0   | 0   |
|     | Sub-Total (A)(2)   |            | 0                         | 0  | 0                                     | NA   | 0  | 0   | NA  | NA   | NA   | 0   | 0                                | 0   | 0   |
|     | Total Shareholding of Promoter and Promoter Group (A) = (A)(1)+(A)(2)  |            | 4                         | 1,10,260                                     | 0                                     | NA   | 1,10,260                                     | 55.13%  | NA  | NA   | NA   | 55.13%  | NA                               | 0   | 91,430  |

Details of Shares which remain unclaimed may be given here along with details such as number of shareholders, outstanding shares held in demat/unclaimed suspense account, voting rights which are frozen etc.

Note: 1. Application for DEMAT is already made for promoters and the same will be done shortly.

|     |  |            |     |        |   |    |        |        |    |    |    |    |    |   |   |
|-----|--|------------|-----|--------|---|----|--------|--------|----|----|----|----|----|---|---|
| 2   | Central Government/<br>State<br>Government(s)/<br>President of India                                 |            | 0   | 0      | 0 | NA | 0      | NA     | NA | NA | NA | NA | NA | 0 | 0 |
|     | Sub-Total (B)(2)   | -          | 0   | 0      | 0 | NA | 0      | NA     | NA | NA | NA | NA | NA | 0 | 0 |
| 3   | Non-institutions   |            |     |        |   |    |        |        |    |    |    |    |    |   |   |
| (a) | Individuals -<br>i. Individual<br>shareholders holding<br>nominal share capital<br>up to Rs. 2 lakhs |            | 173 | 75,740 | 0 | NA | 75,740 | 37.87% | NA | NA | NA | NA | NA | 0 | 0 |
|     | ii. Individual<br>shareholders holding<br>nominal share capital<br>in excess of Rs. 2<br>lakhs.      |            | 0   | 0      | 0 | NA | 0      | 0      | NA | NA | NA | NA | NA | 0 | 0 |
| (b) | NBFCs registered with<br>RBI   |            | 0   | 0      | 0 | NA | 0      | 0      | NA | NA | NA | NA | NA | 0 | 0 |
| (c) | Employee Trusts  |            | 0   | 0      | 0 | NA | 0      | 0      | NA | NA | NA | NA | NA | 0 | 0 |
| (d) | Overseas Depositories<br>(holding DRs)<br>(balancing figure)   |            | 0   | 0      | 0 | NA | 0      | 0      | NA | NA | NA | NA | NA | 0 | 0 |
| (e) | Any Other (Body<br>Corporate )   |            | 2   | 14,000 | 0 | NA | 14,000 | 7.00%  | NA | NA | NA | NA | NA | 0 | 0 |
| 2   | Jagmata Sales<br>Private Limited   | AACCJ7656E |     | 7,200  | 0 | NA | 7,200  | 3.60%  | NA | NA | NA | NA | NA | 0 | 0 |
| 3   | Swarn Enclave<br>private limited   | AAKCS9385B |     | 6,800  | 0 | NA | 6,800  | 3.40%  | NA | NA | NA | NA | NA | 0 | 0 |
|     | Sub-Total (B)(3)   |            |     |        |   |    |        |        |    |    |    |    |    |   |   |
|     | Total Public<br>Shareholding (B)=<br>(B)(1)+(B)(2)+(B)(3)  |            | 175 | 89,740 | 0 | NA | 89,740 | 44.87% | NA | NA | NA | NA | NA | 0 | 0 |

Table III - Statement showing shareholding pattern of the Public shareholder

| (1) | Category & Name of the Shareholders (I) | PAN (II) | Nos. of shareholder (III) | No. of fully paid up shares held (IV) | Partly paid-up equity shares held (V) | Nos. of shares underlying Depository Receipts (VI) | Total nos. shares held (VII) = (IV+V+VI) | Shareholding % calculated as per SCRR, 1957 As a % of (A+B+C2) (VIII) | Number of Voting Rights held in each class of securities (IX) |       |                     | No. of Shares Underlying Outstanding convertible securities (including Warrants) (X) | Total shareholding % assuming full conversion of convertible securities (as a percentage of diluted share capital) (XI) = (VII)+(X) as a | Number of Locked in shares (XII) | Number of Shares pledged or otherwise encumbered (XIII) | Number of equity shares held in dematerialized form (XIV) |
|-----|---|----------|---------------------------|---------------------------------------|---------------------------------------|--|--|---|---|-------|---------------------|--|--|----------------------------------|---|---|
|     |   |          |                           |                                       |                                       |  |  |   | Class of  | Total | Total Voting Rights |  |  |                                  |   |   |
|     |   |          |                           |                                       |                                       |  |  |   |   |       |                     |  |  | No of Voting Rights              | Total % of Total Voting rights                          | Total securities  |
| (a) | Mutual Funds/<br>Venture Capital Funds  | -        | 0                         | 0                                     | 0                                     | NA   | 0  | NA  | NA  | NA    | 0                   | NA   | 0  | 0                                | 0   |   |
| (b) | Alternate Investment Funds              | -        | 0                         | 0                                     | 0                                     | NA   | 0  | NA  | NA  | NA    | 0                   | NA   | 0  | 0                                | 0   |   |
| (c) | Foreign Venture Capital Investors       | -        | 0                         | 0                                     | 0                                     | NA   | 0  | NA  | NA  | NA    | 0                   | NA   | 0  | 0                                | 0   |   |
| (d) | Foreign Portfolio Investors             | -        | 0                         | 0                                     | 0                                     | NA   | 0  | NA  | NA  | NA    | 0                   | NA   | 0  | 0                                | 0   |   |
| (e) | Financial Institutions/<br>Banks        | -        | 0                         | 0                                     | 0                                     | NA   | 0  | NA  | NA  | NA    | 0                   | NA   | 0  | 0                                | 0   |   |
| (f) | Insurance Companies                     | -        | 0                         | 0                                     | 0                                     | NA   | 0  | NA  | NA  | NA    | 0                   | NA   | 0  | 0                                | 0   |   |
| (g) | Provident Funds/<br>Pension Funds       | -        | 0                         | 0                                     | 0                                     | NA   | 0  | NA  | NA  | NA    | 0                   | NA   | 0  | 0                                | 0   |   |
| (h) | Any Other (specify)                     | -        | 0                         | 0                                     | 0                                     | NA   | 0  | NA  | NA  | NA    | 0                   | NA   | 0  | 0                                | 0   |   |
| (i) | Sub-Total (B)(1)                        | -        | 0                         | 0                                     | 0                                     | NA   | 0  | NA  | NA  | NA    | 0                   | NA   | 0  | 0                                | 0   |   |

Statement showing holding of securities (including shares, warrants, convertible securities) of persons belonging to the category "Public" and holding more than 1% of the total number of shares

| Name of the Shareholders (I)  | PAN (II)    | No. of fully paid up equity shares held (IV) | Partly paid-up equity shares held (V) | Nos. of shares underlying Depository Receipts (VI) | Total nos. shares held (VII = IV+V+VI) | Shareholding % calculated as per SCRR, 1957 as a % of (A+B+C2) (VIII) | Number of Voting Rights held in each class of securities |   | No. of Shares Underlying Outstanding convertible securities (including Warrants) (X) | Total shareholding, as a % assuming full conversion of convertible securities (VII)+(X) as a % of | Number of Locked in shares (XII) | Number of Shares pledged or otherwise encumbered (XIII) | Number of equity shares held in dematerialized form (XIV) |
|-------------------------------|-------------|--|---------------------------------------|--|--|---|--|---|--|---|----------------------------------|---|---|
|                               |             |  |                                       |  |  |   | Total as a % of Total Voting rights                      | Total as a % of diluted share capital) (XI) = (VII)+(X) as a % of |  |   |                                  |   |   |
| JAGMATA SALES PRIVATE LIMITED | AACCI7656E  | 7,200  | 0                                     | NA   | 7,200                                  | 3.60%   | NA   | NA  | NA   | 3.60%   | NA                               | 0   | 0   |
| SWARN ENCLAVE PRIVATE LIMITED | AAKCS9385B  | 6,800  | 0                                     | NA   | 6,800                                  | 3.40%   | NA   | NA  | NA   | 3.40%   | NA                               | 0   | 0   |
| KAMALK KARWA                  | AADPK3478R  | 7,300  | 0                                     | NA   | 7,300                                  | 3.65%   | NA   | NA  | NA   | 3.65%   | NA                               | 0   | 0   |
| SAROJ K KARWA                 | AAHPK2561M  | 6,300  | 0                                     | NA   | 6,300                                  | 3.15%   | NA   | NA  | NA   | 3.15%   | NA                               | 0   | 0   |
| ADITYA KARWA                  | AAADPK3486D | 7,000  | 0                                     | NA   | 7,000                                  | 3.50%   | NA   | NA  | NA   | 3.50%   | NA                               | 0   | 0   |
| SATYANARIN SHAMA              | ALJPS9159B  | 7,200  | 0                                     | NA   | 7,200                                  | 3.60%   | NA   | NA  | NA   | 3.60%   | NA                               | 0   | 0   |
| RAJ GOURAV DEBNATH            | CLGPD9063B  | 6,900  | 0                                     | NA   | 6,900                                  | 3.45%   | NA   | NA  | NA   | 3.45%   | NA                               | 0   | 0   |
| ANJALIKA KARWA                | AHNPB1034D  | 6,900  | 0                                     | NA   | 6,900                                  | 3.45%   | NA   | NA  | NA   | 3.45%   | NA                               | 0   | 0   |
| AKSHAY PASARI                 | CBEP6954P   | 7,500  | 0                                     | NA   | 7,500                                  | 3.75%   | NA   | NA  | NA   | 3.75%   | NA                               | 0   | 0   |
| SHIVAM PASARI                 | CPTPP7686D  | 6,700  | 0                                     | NA   | 6,700                                  | 3.35%   | NA   | NA  | NA   | 3.35%   | NA                               | 0   | 0   |
| <b>TOTAL</b>                  |             | <b>69,800</b>                                | <b>0</b>                              | <b>NA</b>  | <b>69800</b>                           | <b>34.90%</b>   | <b>NA</b>  | <b>NA</b>   | <b>NA</b>  | <b>34.90%</b>   | <b>NA</b>                        | <b>0</b>  | <b>0</b>  |

Table IV - Statement showing shareholding pattern of the Non Promoter- Non Public shareholder

| (1) | Category & Name of the Shareholders (i)  | PA N (ii) | No. of share holder (iii) | No. of fully paid up equity shares held (iv) | Partly paid-up equity shares held (v) | Nos. of shares underlying Depository Receipts (vi) | Total nos. shares held (VII = IV+V+VI) | Sharehold ing % calculated as per SCRR, 1957 As a % of (A+B+C2) (VIII) | Number of Voting Rights held in each class of securities (IX) |                                     | No. of Shares Underlying Outstanding convertible securities (including Warrants) (X) | Total sharehold ing, as a % assuming full conversion of convertible securities (XI) = (VII)+(X) as a % of A+B+C2 | Number of Locked in shares (XII) |                             | Number of Shares pledged or otherwise encumbered (XIII) |   | Number of equity shares held in dematerialized form (XIV) (Not Applicable) |
|-----|--|-----------|---------------------------|--|---------------------------------------|--|--|--|---|-------------------------------------|--|--|----------------------------------|-----------------------------|---|---|--|
|     |  |           |                           |  |                                       |  |  |  | No of Voting Rights   | Total as a % of Total Voting Rights |  |  | No.                              | As a % of total Shares held | No. Not Applicab le                                     | As a % of total shares held (Not applic able) |  |
| (1) | <b>Custodian/DR Holder</b>   |           |                           |  |                                       |  |  |  |   |                                     |  |  |                                  |                             |   |   |  |
| (a) | Name of DR Holder (if available)   | -         | 0                         | 0  | 0                                     | NA   | 0                                      | 0  | NA  | NA                                  | NA   | 0  | NA                               | 0                           | 0   | 0   | 0  |
| (2) | Employee Benefit Trust (under SEBI (Share based Employee Benefit) Regulations, 2014) | -         | 0                         | 0  | 0                                     | NA   | 0                                      | 0  | NA  | NA                                  | NA   | 0  | NA                               | 0                           | 0   | 0   | 0  |
|     | <b>Total Non-Promoter- Non Public Shareholding (C) = (C)(1)+(C)(2)</b>               | -         | 0                         | 0  | 0                                     | NA   | 0                                      | 0  | NA  | NA                                  | NA   | 0  | NA                               | 0                           | 0   | 0   | 0  |
|     | <b>Grand Total (A)+(B)+(C)</b>   | -         | 179                       | 200000                                       | 0                                     | NA   | 200000                                 | 100%   | NA  | NA                                  | NA   | 0  | NA                               | 0                           | 0   | 0   | 0  |