

# RUNIT INVESTMENTS COMPANY LIMITED

(CIN: L65924WB1981PLC034400)

---

15<sup>th</sup> July, 2021

To

The Listing Department

The Calcutta Stock Exchange Limited

7 Lyons Range

Kolkata – 700001

Sub: Statement under Regulation 31(1)(b) of SEBI (Listing Obligation and Disclosure Requirement) Regulation, 2015 for quarter ended 30<sup>th</sup> June, 2021

Ref: CSE Scrip Code: 028196

Dear Sir/Madam,

Please find enclosed herewith statement under Regulation 31(1)(b) of SEBI (Listing Obligation and Disclosure Requirement) Regulation, 2015 for the quarter ended 30<sup>th</sup> June, 2021.

Thanking you,  
Yours faithfully,

For Runit Investments Company Limited

  
Navin Kumar Bhartia  
Director  
DIN: 00259552

---

Registered Office:

16 Strand Road, Diamond Heritage, Unit 1411, 14<sup>th</sup> Floor, Kolkata 700 001

Email: [info@sohamestates.com](mailto:info@sohamestates.com), Phone: 033-66044832, 033-40044409

Website: [www.runitinvestments.com](http://www.runitinvestments.com)

NICHE TECHNOLOGIES PRIVATE LIMITED  
(An ISO 9001:2015 Certified Company)  
(Registrar & Share Transfer Agent)  
3A, Auckland Place, 7th Floor, Room No. 7A & 7B, Kolkata-700017  
Phones: (033) 2280 6616/6617/6618 Fax: (033) 2280 6619  
E-Mail: nichetechpl@nichetechpl.com CIN : U74140WB1994PTC062636

---


TO WHOMSOEVER IT MAY CONCERN

COMPANY : RUNIT INVESTMENTS COMPANY LTD.

ISIN : INE559E01019

THIS IS TO CERTIFY THE FOLLOWING :

	<u>AS ON 30/06/2021</u>	<u>AS ON 31/03/2021</u>
TOTAL NSDL POSITION :	49800	42800
TOTAL CDSL POSITION :	91430	91430
TOTAL DEMATERIALISED SHARES :	141230	134230
TOTAL PHYSICAL SHARES :	58770	65770
TOTAL SHARES :	200000	200000



FOR NICHE TECHNOLOGIES PVT. LTD.  
(REGISTRAR & TRANSFER AGENT)

PLACE : KOLKATA  
DATE : 01.07.2021

( AUTHORISED SIGNATORY )


Format of holding of specified securities

Annexure - I

- 1 **Name of Listed Entity : RUNIT INVESTMENTS COMPANY LTD.**
- 2 Scrip Code/Name of Scrip/Class of Security :
- 3 Share Holding Pattern Filed under: Reg. 31(1) ( b ) : **Quarter Ended 30/06/2021**
- 4 Declaration:


	Particulars	Yes	No
1	Whether the Listed Entity has issued any partly paid up shares		NO
2	Whether the Listed Entity has issued any Convertible Securities or Warrants?		NO
3	Whether the Listed Entity has any shares against which depository receipt are issued?		NO
4	Whether the Listed Entity has any shares in locked-in?		NO
5	Whether any shares held by promoters are pledge or otherwise encumbered?		NO

- 5 The tabular format for disclosure of holding of specified securities is as follows:-




**Table V - Statement showing shareholding details of significant beneficial owner**

<i>Details of the significant beneficial owner (I)</i>				<i>Details of the registered owner (II)</i>			<i>Details of holding/ exercise of right of the SBO in the reporting company, whether direct or indirect : (III) Whether by virtue of:</i>					
Sr No.	Name	PAN/Passport No. in case of a foreign national	Nationality	Name	PAN/Passport No. in case of a foreign national	Nationality	Shares %	Voting rights %	Rights on distributable dividend or any other distribution %	Exercise of control	Exercise of significant influence	Date of creation / acquisition of significant beneficial interest (IV)



**Table IV - Statement showing shareholding pattern of the Non Promoter - Non Public shareholder**

Category & Name of shareholders (i)	PAN (ii)	Nos. of shareholders (iii)	No. of fully paid-up equity shares held (iv)	No. of partly paid-up equity shares held (v)	Nos. of shares underlying Depository Receipt (vi)	Total nos. shares held (vii) = (iv)+(v)+(vi)	Shareholding % calculated as per SCRR, 1957 As a % of (A+B+C2) (viii)	Number of Voting Rights held in each class of securities (ix)			Total as a % of Total Voting rights	No. of Shares Outstanding convertible securities (including Warrants) (x)	Shareholding as a % assuming full conversion of convertible securities (as a percentage of diluted share capital) (xi) = $\frac{(vii)+(x)}{(A+B+C)}$	Number of Locked in shares (xii)		Number of Shares pledged or otherwise encumbered (xiii)		Number of equity shares held in dematerialized form (xiv)
								Class x	Class y	Total				(a)	As a % of total Shares held (b)	(a)	As a % of total Shares held (c)	
(1) Custodian DR Holder																		
(2) Employee Benefit Trust (under SEBI (Share based Employee Benefit) Regulations, 2014																		
Total Non-Promoter - Non-Public Shareholding (C)=(1)+(2)																		






**Table III - Statement showing shareholding pattern of the Public shareholder**

Category & Name of shareholders (i)	PAN (ii)	Nos. of shareholders (iii)	No. of fully paid-up equity shares held (iv)	No. of partly paid-up equity shares held (v)	Nos. of shares underlying Depository Receipt (vi)	Total nos. shares held (vii) = (iv)+(v)+(vi)	Shareholding as a % calculated as per SCRR, 1957 (A+B+C2) (viii)	Number of Voting Rights held in each class of securities (ix)			Total as a % of Total Voting rights (x)	No. of Underlying convertible securities (including Warrants) (xi)	Shareholding as a % assuming full conversion of convertible securities (as a percentage of diluted share capital) (xii) = (vii)-(xi) as a % of (A+B+C)	Number of Locked in shares (xiii)		Number of Shares pledged or otherwise encumbered (xiv)		Number of equity shares held in dematerialized form (xv)
								Class X	Class Y	Total				(a)	(b)	(a)	(b)	
(1) Institutions		0	0	0	0	0	0.000	0	0	0	0.000	0	0	0	0	0	0	0
(a) Mutual Funds		0	0	0	0	0	0.000	0	0	0	0.000	0	0	0	0	0	0	0
Venture Capital Funds		0	0	0	0	0	0.000	0	0	0	0.000	0	0	0	0	0	0	0
(b) Funds		0	0	0	0	0	0.000	0	0	0	0.000	0	0	0	0	0	0	0
Alternate Investment Funds		0	0	0	0	0	0.000	0	0	0	0.000	0	0	0	0	0	0	0
(c) Funds		0	0	0	0	0	0.000	0	0	0	0.000	0	0	0	0	0	0	0
Foreign Venture Capital Investors		0	0	0	0	0	0.000	0	0	0	0.000	0	0	0	0	0	0	0
(d) Foreign Portfolio Investors		0	0	0	0	0	0.000	0	0	0	0.000	0	0	0	0	0	0	0
(e) Financial Institutions/Banks		0	0	0	0	0	0.000	0	0	0	0.000	0	0	0	0	0	0	0
(f) Insurance Companies		0	0	0	0	0	0.000	0	0	0	0.000	0	0	0	0	0	0	0
(g) Provident Funds/Pension Funds		0	0	0	0	0	0.000	0	0	0	0.000	0	0	0	0	0	0	0
(h) Any Other		0	0	0	0	0	0.000	0	0	0	0.000	0	0	0	0	0	0	0
Foreign Institutional Investors		0	0	0	0	0	0.000	0	0	0	0.000	0	0	0	0	0	0	0
QFI - Corporate		0	0	0	0	0	0.000	0	0	0	0.000	0	0	0	0	0	0	0
Sub-Total (B)(1)		0	0	0	0	0	0.000	0	0	0	0.000	0	0	0	0	0	0	0
Central Government/State Government(s)/President of India		0	0	0	0	0	0.000	0	0	0	0.000	0	0	0	0	0	0	0
(2) Sub-Total (B)(2)		0	0	0	0	0	0.000	0	0	0	0.000	0	0	0	0	0	0	0
(3) Non-institutions		0	0	0	0	0	0.000	0	0	0	0.000	0	0	0	0	0	0	0
(3) Individuals		0	0	0	0	0	0.000	0	0	0	0.000	0	0	0	0	0	0	0
(j) Individual shareholders holding nominal share capital up to Rs. 2 Lakhs.		172	68540	0	0	68540	34.270	68540	0	68540	34.270	0	34.270	0	0.000	0	0.000	35400
ADITYA KARWA	AADPK3486D	0	7000	0	0	7000	3.500	7000	0	7000	3.500	0	3.500	0	0.000	0	0.000	7000
AKSHAY PASARI	CBEPP6554P	0	7500	0	0	7500	3.750	7500	0	7500	3.750	0	3.750	0	0.000	0	0.000	7500
ANJALIKA KARWA	AHNPB1034D	0	6900	0	0	6900	3.450	6900	0	6900	3.450	0	3.450	0	0.000	0	0.000	0
KAMAL KISHORE KARWA	AADPK3478R	0	7300	0	0	7300	3.650	7300	0	7300	3.650	0	3.650	0	0.000	0	0.000	7300
RAJ GOURAV DEBNATH	CLGPD9063B	0	6900	0	0	6900	3.450	6900	0	6900	3.450	0	3.450	0	0.000	0	0.000	6900
SAROJ K KARWA	AAHPK2561M	0	6300	0	0	6300	3.150	6300	0	6300	3.150	0	3.150	0	0.000	0	0.000	0
SHIVAM PASARI	CPTPP7686D	0	6700	0	0	6700	3.350	6700	0	6700	3.350	0	3.350	0	0.000	0	0.000	6700



**Table II - Statement showing shareholding pattern of the Promoter and Promoter Group**

Category & Name of shareholders (i)	PAN (ii)	Nos. of shareholders (iii)	No. of fully paid-up equity shares held (iv)	No. of partly paid-up equity shares held (v)	Nos. of shares underlying Depository Receipt (vi)	Total nos. shares held (vii) = (iv)+(v)+(vi)	Shareholding % calculated as per SCRR, 1987 As a % of (A+B+C2) (viii)	Number of Voting Rights held in each class of securities (ix)			Total as a % Voting rights	No. of Shares Underlying Outstanding convertible securities (including Warrants) (x)	Shareholding as a % assuming full conversion of convertible securities (as a percentage of the overall (vii)-(x)) as a %	Number of Locked in Shares (xi)		Number of Shares pledged or otherwise encumbered (xiii)	As a % of total shares held (xii)	As a % of total shares held (xiii)	Number of equity Shares held in dematerialized form (xiv)
								Class x	Class y	Total									
(1) Indian Individual/Hindu undivided Family		0	0	0	0	0	0.000	0	0	0	0	0.000	0	0	0	0.000	0	0	0
(a) NAVIN KR. BHARTIA	ADTP88802D	0	41731	0	0	41731	20.866	41731	0	41731	20.866	0	0	0	0	0.000	0	0	28630
SATYANARAIN BHARTIA FAMILY TRUST	AAST57797N	0	33630	0	0	33630	16.815	33630	0	33630	16.815	0	0	0	0	0.000	0	0	28630
VINEET/ BHARTIA Central Government/State Government(s)	AEHPH1550W	0	3301	0	0	3301	1.651	3301	0	3301	1.651	0	0	0	0	0.000	0	0	0
(b) Financial Institutions/Banks		0	0	0	0	0	0.000	0	0	0	0.000	0	0	0	0	0.000	0	0	0
(c) Any Other Bodies Corporate		0	0	0	0	0	0.000	0	0	0	0.000	0	0	0	0	0.000	0	0	0
NAVIN CONSTRUCTION & CREDIT PVT.LTD.	AAACV9084E	0	75729	0	0	75729	37.865	75729	0	75729	37.865	0	0	0	0	0.000	0	0	70000
Trusts		0	0	0	0	0	0.000	0	0	0	0.000	0	0	0	0	0.000	0	0	0
Clearing Members		0	0	0	0	0	0.000	0	0	0	0.000	0	0	0	0	0.000	0	0	0
Sub-Total (A)(1)		4	117460	0	0	117460	58.730	117460	0	117460	58.730	0	0	0	0	0.000	0	0	98630
(2) Foreign Individual's (Non-Resident Individuals)/Foreign Government		0	0	0	0	0	0.000	0	0	0	0.000	0	0	0	0	0.000	0	0	0
(a) Government		0	0	0	0	0	0.000	0	0	0	0.000	0	0	0	0	0.000	0	0	0
(b) Institutions		0	0	0	0	0	0.000	0	0	0	0.000	0	0	0	0	0.000	0	0	0
(c) Foreign Portfolio Investor		0	0	0	0	0	0.000	0	0	0	0.000	0	0	0	0	0.000	0	0	0
(d) Any Other		0	0	0	0	0	0.000	0	0	0	0.000	0	0	0	0	0.000	0	0	0
(e) OCBs		0	0	0	0	0	0.000	0	0	0	0.000	0	0	0	0	0.000	0	0	0
Sub-Total (A)(2)		0	0	0	0	0	0.000	0	0	0	0.000	0	0	0	0	0.000	0	0	0
Total Shareholding of Promoter and Promoter Group (A)=(A)(1)+(A)(2)		4	117460	0	0	117460	58.730	117460	0	117460	58.730	0	0	0	0	0.000	0	0	98630





**Table 1 - Summary Statement holding of specified securities**

Category y	Category of shareholder (ii)	Nos. of shareholders (iii)	No. of fully paid- up equity shares held (iv)	No. of partly paid-up equity shares held (v)	No. of shares underlying Depository Receipt (vi)	Total nos. shares held (vii) = (iv)+(v)+(vi)	Shareholding as a % of total no. of shares (calculated as per SCRR, 1957) (viii) As a % of (A+B+C2)	Number of Voting Rights held in each class of securities (ix)			Total as a % of (A+B+C)	No. of Shares Underlying convertible securities (including Warrants) (x)	Shareholding as a % assuming full conversion of convertible securities (as a percentage of diluted share capital) (xi)=(viii)+(x) as a % of (A+B+C)	Number of Locked in shares (xii)		Number of Shares pledged or otherwise encumbered (xiii)		Number of equity shares held in dematerialized form (xiv)
								Class eq. x	Class eq. y	Total				No. (a)	As a % of total Shares held (b)	No. (a)	As a % of total Shares held (b)	
(A)	Promoter & Promoter Group	4	117460	0	0	117460	58.730	117460	0	117460	58.730	0	0.000	0	0.000	0	0.000	98630
(B)	Public	174	82540	0	0	82540	41.270	82540	0	82540	41.270	0	0.000	0	0.000	0	0.000	42600
(C)	Non Promoter - Non Public																	
(C1)	Shares underlying DRS																	
(C2)	Shares held by Employee Trusts																	
	<b>TOTAL</b>	<b>178</b>	<b>200000</b>	<b>0</b>	<b>0</b>	<b>200000</b>	<b>100.000</b>	<b>200000</b>	<b>0</b>	<b>200000</b>	<b>100.000</b>	<b>0</b>	<b>0.000</b>	<b>0</b>	<b>0.000</b>	<b>0</b>	<b>0.000</b>	<b>141230</b>

