

RUNIT INVESTMENTS COMPANY LIMITED

(CIN: L65924WB1981PLC034400)

www.runitinvestments.com

17th July, 2023

To

The Listing Department

The Calcutta Stock Exchange Limited

7 Lyons Range

Kolkata – 700001


Sub: Statement under Regulation 31(1)(b) of SEBI Listing Regulation 2015 (Listing Obligation and Disclosures Requirements) – quarter ended, 30th June, 2023

Ref: CSE Scrip Code: 028196

Dear Sir/Madam,

Please find attached statement under Regulation 31(1)(b) of SEBI Listing Regulation 2015 (Listing Obligation and Disclosures Requirements) for the quarter ended 30th June, 2023.

Thanking you,
Yours faithfully,



For Runit Investments Company Limited

For Runit Investments Co, Ltd.

Authorised Signatory/Director

Navin Kumar Bhartia

Director

DIN: 00259552

Registered Office: Unit 1411, 14th Floor, Diamond Heritage, 16 Strand Road, Kolkata 700 001

Email: info@sohamestates.com,accounts2@sohamestates.com Phone: 033-66044832, 033-40044409

Format of holding of specified securities

Annexure - I

- 1 **Name of Listed Entity : RUNIT INVESTMENTS COMPANY LTD.**
- 2 Scrip Code/Name of Scrip/Class of Security :
- 3 Share Holding Pattern Filed under: Reg. 31(1) (b) : **Quarter Ended 30/06/2023**
- 4 Declaration:

	Particulars	Yes	No
1	Whether the Listed Entity has issued any partly paid up shares		NO
2	Whether the Listed Entity has issued any Convertible Securities or Warrants?		NO
3	Whether the Listed Entity has any shares against which depository receipt are issued?		NO
4	Whether the Listed Entity has any shares in locked-in?		NO
5	Whether any shares held by promoters are pledge or otherwise encumbered?		NO

- 5 The tabular format for disclosure of holding of specified securities is as follows:-




Table I - Summary Statement holding of specified securities

Category (I)	Category of shareholder (II)	Nos. of shareholders (III)	No. of fully paid up equity shares held (IV)	No. of partly paid-up equity shares held (V)	No. of shares underlying Depository Receipt (VI)	Total nos. shares held (VII) = (IV)+(V)+(VI)	Shareholding as a % of total no. of shares (calculated as per SCRR, 1957) (VIII) As a % of (A+B+C2)	Number of Voting Rights held in each class of securities (IX)			No. of Shares Underlying convertible securities (including Warrants) (X)	Shareholding as a % assuming full conversion of convertible securities (as a percentage of diluted share capital) (XI)=(VII)+(X) as a % of (A+B+C)	Number of Locked in shares (XII)		Number of Shares pledged or otherwise encumbered (XIII)		Number of equity shares held in dematerialized form (XIV)
								Class eg: x	Class eg: y	Total			No. (a)	As a % of total Shares held (b)	No. (a)	As a % of total Shares held (b)	
(A)	Promoter & Promoter Group	4	117460	0	0	117460	58.730	117450	0	117460	0	58.730	0	0.000	0	0.000	98630
(B)	Public	169	82540	0	0	82540	41.270	82540	0	82540	0	41.270	0	0.000	0	0.000	62600
(C)	Non Promoter - Non Public																
(C1)	Shares underlying DRs																
(C2)	Shares held by Employee Trusts																
	TOTAL	173	200000	0	0	200000	100.000	200000	0	200000	0	100.000	0	0.000	0	0.000	161230




Table II - Statement showing shareholding pattern of the Promoter and Promoter Group

Category & Name of shareholders (i)	Entity type, i.e. promoter (ii)	PAN (iii)	Nos. of shareholders (iii)	No. of fully paid-up equity shares held (iv)	No. of partly paid-up equity shares held (v)	Nos. of shares underlying Depository Receipt (vi)	Total nos. shares held (vii) = (v) + (vi)	Shareholding % calculated as per SCRR, 1957 As a % of (A+B+C2) (viii)	Number of Voting Rights held in each class of securities (ix)			No. of Shares Underlying convertible securities (excluding Warrants) (x)	Shareholding as a % assuming full conversion of convertible securities as a percentage of diluted share capital (xi) = (vii)+(x) as a % of (A+B+C)	Number of Locked in shares (xii)		Number of Shares pledged or otherwise encumbered (xiii)		Number of equity shares held in dematerialized form (xiv)
									Class x	Class y	Total			No. (a)	As a % of total Shares held (b)	No. (a)	As a % of total Shares held (b)	
(1) Indian			0	0	0	0	0	0.000	0	0	0	0.000	0	0.000	0	0.000	0	0
(a) Individuals/Hindu undivided Family			3	41731	0	0	41731	20.866	41731	0	41731	20.866	0	0.000	0	0.000	0	28630
NAVIN KR. BHARTIA		ADTPB8802D	0	33630	0	0	33630	16.815	33630	0	33630	16.815	0	0.000	0	0.000	0	28630
SATYANARAIN BHARTIA FAMILY		AAST5797N	0	3301	0	0	3301	1.651	3301	0	3301	1.651	0	0.000	0	0.000	0	0
TRUST		AEHPB1550M	0	4800	0	0	4800	2.400	4800	0	4800	2.400	0	0.000	0	0.000	0	0
VINEETA BHARTIA			0															
Central Government/State Government(s)			0	0	0	0	0	0.000	0	0	0	0.000	0	0.000	0	0.000	0	0
Financial Institutions/Banks			0	0	0	0	0	0.000	0	0	0	0.000	0	0.000	0	0.000	0	0
Any Other			0	0	0	0	0	0.000	0	0	0	0.000	0	0.000	0	0.000	0	0
Bodies Corporate			1	75729	0	0	75729	37.865	75729	0	75729	37.865	0	0.000	0	0.000	0	70000
NAVIN CONSTRUCTION & CREDIT PVT.LTD.		AAACN9084E	0	75729	0	0	75729	37.865	75729	0	75729	37.865	0	0.000	0	0.000	0	0
Trusts			0	0	0	0	0	0.000	0	0	0	0.000	0	0.000	0	0.000	0	0
Clearing Members			0	0	0	0	0	0.000	0	0	0	0.000	0	0.000	0	0.000	0	0
Sub-Total (A)[1]			4	117460	0	0	117460	58.730	117460	0	117460	58.730	0	0.000	0	0.000	0	98630
Foreign			0	0	0	0	0	0.000	0	0	0	0.000	0	0.000	0	0.000	0	0
Individuals (Non-Resident)			0	0	0	0	0	0.000	0	0	0	0.000	0	0.000	0	0.000	0	0
Individuals/Foreign			0	0	0	0	0	0.000	0	0	0	0.000	0	0.000	0	0.000	0	0
(a) Individuals			0	0	0	0	0	0.000	0	0	0	0.000	0	0.000	0	0.000	0	0
(b) Government			0	0	0	0	0	0.000	0	0	0	0.000	0	0.000	0	0.000	0	0
(c) Institutions			0	0	0	0	0	0.000	0	0	0	0.000	0	0.000	0	0.000	0	0
Foreign Portfolio Investor			0	0	0	0	0	0.000	0	0	0	0.000	0	0.000	0	0.000	0	0
(d) Investor			0	0	0	0	0	0.000	0	0	0	0.000	0	0.000	0	0.000	0	0
(e) Any Other			0	0	0	0	0	0.000	0	0	0	0.000	0	0.000	0	0.000	0	0
OCBs			0	0	0	0	0	0.000	0	0	0	0.000	0	0.000	0	0.000	0	0
QFI - Individual			0	0	0	0	0	0.000	0	0	0	0.000	0	0.000	0	0.000	0	0
QFI - Corporate			0	0	0	0	0	0.000	0	0	0	0.000	0	0.000	0	0.000	0	0
Sub-Total (A)[2]			0	0	0	0	0	0.000	0	0	0	0.000	0	0.000	0	0.000	0	0
Total Shareholding of Promoter and Promoter Group (A)=(A)[1]+(A)[2]			4	117460	0	0	117460	58.730	117460	0	117460	58.730	0	0.000	0	0.000	0	98630




Table III - Statement showing shareholding pattern of the Public shareholder

Category & Name of shareholders (i)	PAN (ii)	Nos. of shareholders (iii)	No. of fully paid up equity shares held (iv)	No. of partly paid-up equity shares held (v)	Nos. of shares underlying Depository Receipt (vi)	Total nos. shares held (vii) = (v)+(vi)+(vii)	Shareholding as per SCRR, 1957 As a % of (A+B+C2) (viii)	Number of Voting Rights held in each class of securities (ix)			No. of Shares Underlying Outstanding convertible securities (including Warrants) (x)	Shareholding as a % assuming full conversion of convertible securities as a percentage of diluted share capital (xi) = (vii)+(x) as a % of (A+B+C)	Number of Locked in shares (xii)		Number of Shares pledged or otherwise encumbered		Number of equity shares held in dematerialized form (xiv)	Sub-categorization of shares (xv)		
								No. of Voting Rights		Total % of Total Voting rights			No. (a)	As a % of total Shares held (b)	No. (a)	As a % of total Shares held (b)		Sub-category (i)	Sub-category (ii)	Sub-category (iii)
								Class x	Class y											
(1) Institutions (Domestic)		0	0	0	0	0	0.000	0	0	0	0.000	0	0.000	0	0.000	0				
(a) Mutual Funds		0	0	0	0	0	0.000	0	0	0	0.000	0	0.000	0	0.000	0				
(b) Venture Capital Funds		0	0	0	0	0	0.000	0	0	0	0.000	0	0.000	0	0.000	0				
(c) Alternate Investment Funds		0	0	0	0	0	0.000	0	0	0	0.000	0	0.000	0	0.000	0				
(d) Financial Institutions/Banks		0	0	0	0	0	0.000	0	0	0	0.000	0	0.000	0	0.000	0				
(e) Insurance Companies		0	0	0	0	0	0.000	0	0	0	0.000	0	0.000	0	0.000	0				
(f) Provident Funds/Pension Funds		0	0	0	0	0	0.000	0	0	0	0.000	0	0.000	0	0.000	0				
(g) Asset Reconstruction Companies		0	0	0	0	0	0.000	0	0	0	0.000	0	0.000	0	0.000	0				
(h) Sovereign Wealth Funds		0	0	0	0	0	0.000	0	0	0	0.000	0	0.000	0	0.000	0				
(i) NBFCs registered with RBI		0	0	0	0	0	0.000	0	0	0	0.000	0	0.000	0	0.000	0				
(j) Other Financial Institutions		0	0	0	0	0	0.000	0	0	0	0.000	0	0.000	0	0.000	0				
(k) Any Other		0	0	0	0	0	0.000	0	0	0	0.000	0	0.000	0	0.000	0				
Sub-Total (B)(1)		0	0	0	0	0	0.000	0	0	0	0.000	0	0.000	0	0.000	0				




Table IV - Statement showing shareholding pattern of the Non Promoter - Non Public shareholder

Category & Name of Shareholders (i)	PAN (ii)	Nos. of shareholders (iii)	No. of fully paid up equity shares held (iv)	No. of partly paid-up equity shares held (v)	Nos. of shares underlying Depository Receipt (vi)	Total nos. shares held (vii) = (iv)+(v)+(vi)	Shareholding % calculated as per SCRR, 1957 As a % of (A+B+C2) (viii)	Number of Voting Rights held in each class of securities (ix)			No. of Shares Underlying Outstanding convertible securities (including Warrants) (x)	Shareholding as a % assuming full conversion of convertible securities (as a percentage of diluted share capital) (xi) = (vii)+(x) as a % of (A+B+C)	Number of Locked in shares (xii)		Number of Shares pledged or otherwise encumbered (xiii)	Number of equity shares held in dematerialized form (xiv)
								No. of Voting Rights		As a % of total Shares held (b)			No. (a)	As a % of total Shares held (b)		
								Class x	Class y						Total % of Total Voting rights	
(1) Custodian, DR Holder																
(2) Employee Benefit Trust (under SEBI (share based Employee Benefit) Regulations, 2014																
Total Non-Promoter - Non-Public Shareholding (C)=(C1)+(C)+(2)																

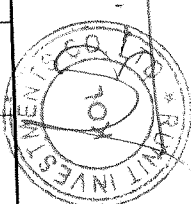



Table V - Statement showing shareholding details of significant beneficial owner

Sr No.	Details of the significant beneficial owner (i)		Details of the registered owner (ii)		Details of holding/ exercise of right of the SBO in the reporting company, whether direct or indirect : (iii) Whether by virtue of:					Date of creation / acquisition of significant beneficial interest (IV)		
	Name	PAN/Passport No. in case of a foreign national	Nationality	Name	PAN/Passport No. in case of a foreign national	Nationality	Shares %	Voting rights %	Rights on distributable dividend or any other distribution %		Exercise of control	Exercise of significant influence



NICHE TECHNOLOGIES PRIVATE LIMITED
(An ISO 9001:2015 Certified Company)
(Registrar & Share Transfer Agent)
3A, Auckland Place, 7th Floor, Room No. 7A & 7B, Kolkata-700017
Phones: (033) 2280 6616/6617/6618 Fax: (033) 2280 6619
E-Mail: nichetechpl@nichetechpl.com CIN : U74140WB1994PTC062636

TO WHOMSOEVER IT MAY CONCERN
=====

COMPANY : RUNIT INVESTMENTS COMPANY LTD.
ISIN : INE559E01019

THIS IS TO CERTIFY THE FOLLOWING :

	AS ON 30/06/2023	AS ON 31/03/2023
TOTAL NSDL POSITION :	35430	35430
TOTAL CDSL POSITION :	125800	125800
TOTAL DEMATERIALISED SHARES :	161230	161230
TOTAL PHYSICAL SHARES :	38770	38770
TOTAL SHARES :	200000	200000

FOR NICHE TECHNOLOGIES PVT. LTD.
(REGISTRAR & TRANSFER AGENT)



PLACE : KOLKATA
DATE : 01.07.2023

(AUTHORISED SIGNATORY)

Display Quarterly Report For Shareholding Pattern

Company: RUNIT INVESTMENTS COMPANY LTD (2023-24) Script: 028196

Select Quarter	<--Select Fin Quarter-->	▼	Display
----------------	--------------------------	---	---------

Particulars	Yes/No
Whether the Listed Entity has issued any partly paid up shares?	No
Whether the Listed Entity has issued any Convertible Securities ?	No
Whether the Listed Entity has issued any Warrants ?	No
Whether the Listed Entity has any shares against which depository receipts are issued?	No
Whether the Listed Entity has any shares in locked-in?	No
Whether any shares held by promoters are pledge or otherwise encumbered?	No
Whether company has equity shares with differential voting rights?	No
Whether the listed entity has any significant beneficial owner?	No

Summary statement holding of specified securities

Category of ShareHolders	No. of ShareHolders	No. of Fully Paiu-Up Equity Shares	No. of Partly Paiu-Up Equity Shares	No. of Shares In Depo. Receipts	Total Shares Held	Shares As a % of Total Shares	Total Voting Rights	Total As % of Voting Rights	No. of Shares Held In De-Materialized Forms
Promoter And Promoter Group(A)	4	117460	0	0	117460	58.73	117460	58.73	98630
Public(B)	169	82540	0	0	82540	41.27	82540	41.27	62600
Non Promoter - Non Public(C)	0	0	0	0	0	0.00	0	0.00	0
Shares underlying DRs(C1)	0	0	0	0	0	0.00	0	0.00	0
Shares held by Employee Trusts(C2)	0	0	0	0	0	0.00	0	0.00	0
(A + B + C)Total	173	200000	0	0	200000	100.00	200000	100.00	161230

Note C = C1 + C2; Grand Total = A + B + C;

- Statement showing shareholding pattern of the Promoter and Promoter Group
- Statement showing shareholding pattern of the Public shareholder
- Statement showing shareholding pattern of the Non Promoter- Non Public shareholder
- Statement showing shareholding pattern of SBO
- Statement showing Foreign Ownership limits(Annexure B)

1. Name of the Company: [Faint text]

2. Name of the Promoter: [Faint text]

3. Name of the Public Shareholder: [Faint text]

4. Name of the Non Promoter- Non Public Shareholder: [Faint text]

5. Name of the SBO: [Faint text]

6. Name of the Foreign Ownership limits: [Faint text]

7. Name of the Foreign Ownership limits: [Faint text]

8. Name of the Foreign Ownership limits: [Faint text]

9. Name of the Foreign Ownership limits: [Faint text]

10. Name of the Foreign Ownership limits: [Faint text]

11. Name of the Foreign Ownership limits: [Faint text]

12. Name of the Foreign Ownership limits: [Faint text]

13. Name of the Foreign Ownership limits: [Faint text]

14. Name of the Foreign Ownership limits: [Faint text]

15. Name of the Foreign Ownership limits: [Faint text]

16. Name of the Foreign Ownership limits: [Faint text]

17. Name of the Foreign Ownership limits: [Faint text]

18. Name of the Foreign Ownership limits: [Faint text]

19. Name of the Foreign Ownership limits: [Faint text]

20. Name of the Foreign Ownership limits: [Faint text]