

RUNIT INVESTMENTS COMPANY LIMITED

(CIN: L65924WB1981PLC034400)

13th April, 2021

To

The Listing Department

The Calcutta Stock Exchange Limited

7 Lyons Range

Kolkata – 700001

Sub: Statement under Regulation 31(1)(b) of SEBI (Listing Obligation and Disclosure Requirement) Regulation, 2015 for quarter ended 31st March, 2021

Ref: CSE Scrip Code: 028196

Dear Sir/Madam,

Please find enclosed herewith statement under Regulation 31(1)(b) of SEBI (Listing Obligation and Disclosure Requirement) Regulation, 2015 for the quarter ended 31st March, 2021.

Thanking you,

Yours faithfully,

For Runit Investments Company Limited


Navin Kumar Bhattacharya
Director

DIN: 00259552

Registered Office:

16 Strand Road, Diamond Heritage, Unit 1411, 14th Floor, Kolkata 700 001

Email: info@sohamestates.com, Phone: 033-66044832, 033-40044409

Website: www.runitinvestments.com

NICHE TECHNOLOGIES PRIVATE LIMITED
(An ISO 9001:2015 Certified Company)
(Registrar & Share Transfer Agent)
3A, Auckland Place, 7th Floor, Room No. 7A & 7B, Kolkata-700017
Phones: (033) 2280 6616/6617/6618 Fax: (033) 2280 6619
E-Mail: nichetechpl@nichetechpl.com CIN : U74140WB1994PTC062636

TO WHOMSOEVER IT MAY CONCERN
=====

COMPANY : RUNIT INVESTMENTS COMPANY LTD.

ISIN : INE559E01019

THIS IS TO CERTIFY THE FOLLOWING :


	AS ON 31/03/2021	AS ON 31/12/2020
TOTAL NSDL POSITION :	42800	0
TOTAL CDSL POSITION :	91430	91430
TOTAL DEMATERIALISED SHARES :	134230	91430
TOTAL PHYSICAL SHARES :	65770	108570
TOTAL SHARES :	200000	200000

FOR NICHE TECHNOLOGIES PVT. LTD.
(REGISTRAR & TRANSFER AGENT)



PLACE : KOLKATA
DATE : 01.04.2021

(AUTHORISED SIGNATORY)



Format of holding of specified securities

Annexure - I

1 Name of Listed Entity : RUNIT INVESTMENTS COMPANY LTD.

2 Scrip Code/Name of Scrip/Class of Security :

3 Share Holding Pattern Filed under: Reg. 31(1) (b) : **Quarter Ended 31/03/2021**

4 Declaration:

	Particulars	Yes	No
1	Whether the Listed Entity has issued any partly paid up shares		NO
2	Whether the Listed Entity has issued any Convertible Securities or Warrants?		NO
3	Whether the Listed Entity has any shares against which depository receipt are issued?		NO
4	Whether the Listed Entity has any shares in locked-in?		NO
5	Whether any shares held by promoters are pledge or otherwise encumbered?		NO

5 The tabular format for disclosure of holding of specified securities is as follows:-



Table I - Summary Statement holding of specified securities

Category (i)	Category of Shareholder (ii)	Nos. of shares held (iii)	No. of fully paid-up equity shares held (iv)	No. of partly paid-up equity shares held (v)	No. of shares underlying Depository Receipt (vi)	Total nos. shares held (vii) = (iv)+(v)+(vi)	Shareholding as a % of total no. of shares (calculated as per SCRR, 1997) (viii) As a % of (A+B+C2)	Number of Voting Rights held in each class of securities (ix)			Total as a % of (A+B+C)	No. of Shares Underlying convertible securities (including Warrants) (x)	Shareholding as a % assuming full conversion of convertible securities (as a percentage of diluted share capital) (xi) = (viii)+(x) as a % of (A+B+C)	Number of Locked in shares (xii)		Number of Shares pledged or otherwise encumbered (xiii)		Number of equity shares held in dematerialized form (xiv)
								Class eqx	Class eqy	Total				No. (a)	As a % of total Shares held (b)	No. (a)	As a % of total Shares held (b)	
(A)	Promoter & Promoter Group	4	110260	0	0	110260	55.130	110260	0	110260	55.130	0	0.000	0	0.000	0	0.000	91430
(B)	Public	175	89740	0	0	89740	44.870	89740	0	89740	44.870	0	0.000	0	0.000	0	0.000	42800
(C)	Non Promoter - Non Public																	
(C1)	Shares underlying DRs																	
(C2)	Shares held by Employee Trusts																	
	TOTAL	179	200000	0		200000	100.000	200000	0	200000	100.000	0	0.000	0	0.000	0	0.000	134230





Table II - Statement showing shareholding pattern of the Promoter and Promoter Group

(1)	Category & Name of shareholders (i)	PAN (ii)	No. of shareholders (iii)	No. of fully paid-up equity shares held (iv)	No. of partly paid-up equity shares held (v)	Nos. of shares underlying Depository Receipt (vi)	Total nos. shares held (vii) = (iv)+(v)+(vi)	Shareholding as a % of 1957 (A+B+C2) (viii)	Number of Voting Rights held in each class of securities (ix)			Total as a % of Voting Rights (x)	No. of Shares Underlying Outstanding convertible securities (including Warrants) (xi)	Shareholding as a % assuming full conversion of convertible securities (as a percentage of diluted share capital) (xii) as a %	Number of Locked in shares (xiii)		Number of Shares pledged or otherwise encumbered (xiv)		Number of equity shares held in dematerialized form (xv)
									Class X	Class Y	Total				No. (a)	As a % of total Shares (b)	No. (a)	As a % of total Shares (b)	
(1)	Indian		0	0	0	0	0	0.000	0	0	0	0.000	0	0.000	0	0.000	0	0.000	0
(a)	Individuals/Hindu Undivided Family		3	34531	0	0	34531	17.266	34531	0	34531	17.266	0	0.000	0	0.000	0	0.000	21430
	NAVINKR. BHARTIA	AOTF88802D	0	26430	0	0	26430	13.215	26430	0	26430	13.215	0	0.000	0	0.000	0	0.000	21430
	SATYANARAIN BHARTIA FAMILY TRUST	AA5157297N	0	3301	0	0	3301	1.651	3301	0	3301	1.651	0	0.000	0	0.000	0	0.000	0
	VINEETA BHARTIA	AHRP81550M	0	4800	0	0	4800	2.400	4800	0	4800	2.400	0	0.000	0	0.000	0	0.000	0
(b)	Central Government/State Government(s)		0	0	0	0	0	0.000	0	0	0	0.000	0	0.000	0	0.000	0	0.000	0
(c)	Financial Institutions/Banks		0	0	0	0	0	0.000	0	0	0	0.000	0	0.000	0	0.000	0	0.000	0
(d)	Any Other		0	0	0	0	0	0.000	0	0	0	0.000	0	0.000	0	0.000	0	0.000	0
(e)	Bodies Corporate		1	75729	0	0	75729	37.865	75729	0	75729	37.865	0	0.000	0	0.000	0	0.000	70000
	NAVIN CONSTRUCTION & CREDIT PVT.LTD.	AAACN9084E	0	75729	0	0	75729	37.865	75729	0	75729	37.865	0	0.000	0	0.000	0	0.000	70000
	TRUSTS		0	0	0	0	0	0.000	0	0	0	0.000	0	0.000	0	0.000	0	0.000	0
	Clearing Members		0	0	0	0	0	0.000	0	0	0	0.000	0	0.000	0	0.000	0	0.000	0
	Sub-Total (A)(1)		4	110260	0	0	110260	55.130	110260	0	110260	55.130	0	0.000	0	0.000	0	0.000	91430
(2)	Foreign		0	0	0	0	0	0.000	0	0	0	0.000	0	0.000	0	0.000	0	0.000	0
	Individuals (Non-Resident Individuals/Foreign Institutions)		0	0	0	0	0	0.000	0	0	0	0.000	0	0.000	0	0.000	0	0.000	0
(b)	Government		0	0	0	0	0	0.000	0	0	0	0.000	0	0.000	0	0.000	0	0.000	0
(c)	Institutions		0	0	0	0	0	0.000	0	0	0	0.000	0	0.000	0	0.000	0	0.000	0
(d)	Foreign Portfolio Investor		0	0	0	0	0	0.000	0	0	0	0.000	0	0.000	0	0.000	0	0.000	0
(e)	Any Other		0	0	0	0	0	0.000	0	0	0	0.000	0	0.000	0	0.000	0	0.000	0
	OCBs		0	0	0	0	0	0.000	0	0	0	0.000	0	0.000	0	0.000	0	0.000	0
	Sub-Total (A)(2)		0	0	0	0	0	0.000	0	0	0	0.000	0	0.000	0	0.000	0	0.000	0
	Total Shareholding of Promoter and Promoter Group		4	110260	0	0	110260	55.130	110260	0	110260	55.130	0	0.000	0	0.000	0	0.000	91430



SAROJ K KARWA	AAHPK2561M	0	6300	0	0	6300	3,150	6300	0	6300	3,150	0	3,150	0	0,000	0	0,000	0
SATYA NARAIN	ALLP9159B	0	7200	0	0	7200	3,600	7200	0	7200	3,600	0	3,600	0	0,000	0	0,000	7200
SHIVAM PASARI	CPTPP7686D	0	6700	0	0	6700	3,350	6700	0	6700	3,350	0	3,350	0	0,000	0	0,000	6700
ii) Individual shareholders holding nominal share capital in excess of Rs.2 Lakhs.		0	0	0	0	0	0,000	0	0	0	0,000	0	0,000	0	0,000	0	0,000	0
NBFCs registered with RBI		0	0	0	0	0	0,000	0	0	0	0,000	0	0,000	0	0,000	0	0,000	0
Employee Trusts		0	0	0	0	0	0,000	0	0	0	0,000	0	0,000	0	0,000	0	0,000	0
Overseas Depositors (holding DRs)(balancing figure)		0	0	0	0	0	0,000	0	0	0	0,000	0	0,000	0	0,000	0	0,000	0
Any Other		0	0	0	0	0	0,000	0	0	0	0,000	0	0,000	0	0,000	0	0,000	0
Bodies Corporate		2	14000	0	0	14000	7,000	14000	0	14000	7,000	0	7,000	0	0,000	0	0,000	7200
JAGMATA SALES PRIVATE LIMITED	AAACJ17656E	0	7200	0	0	7200	3,600	7200	0	7200	3,600	0	3,600	0	0,000	0	0,000	7200
SWARN ENCLAVE PRIVATE LIMITED	AAKCS9385B	0	6800	0	0	6800	3,400	6800	0	6800	3,400	0	3,400	0	0,000	0	0,000	0
QFI - Individual		0	0	0	0	0	0,000	0	0	0	0,000	0	0,000	0	0,000	0	0,000	0
NRI - Repatriable		0	0	0	0	0	0,000	0	0	0	0,000	0	0,000	0	0,000	0	0,000	0
NRI - Non-Repatriable		0	0	0	0	0	0,000	0	0	0	0,000	0	0,000	0	0,000	0	0,000	0
OCBs		0	0	0	0	0	0,000	0	0	0	0,000	0	0,000	0	0,000	0	0,000	0
Trusts		0	0	0	0	0	0,000	0	0	0	0,000	0	0,000	0	0,000	0	0,000	0
Clearing Members		0	0	0	0	0	0,000	0	0	0	0,000	0	0,000	0	0,000	0	0,000	0
IEPF Authority		0	0	0	0	0	0,000	0	0	0	0,000	0	0,000	0	0,000	0	0,000	0
Sub-Total (B)(3)		175	89740	0	0	89740	44,870	89740	0	89740	44,870	0	44,870	0	0,000	0	0,000	42800
Total Public Shareholding (B)=(B)(1)+(B)(2)+(B)(3)		175	89740	0	0	89740	44,870	89740	0	89740	44,870	0	44,870	0	0,000	0	0,000	42800




Table III - Statement showing shareholding pattern of the Public shareholder

Category & Name of shareholders (i)	PAN (ii)	Nos. of shareholders (iii)	No. of fully paid up equity shares held (iv)	No. of partly paid-up equity shares held (v)	Nos. of shares underlying Depository Receipt (vi)	Total nos. shares held (vii) = (iv)+(v)+(vi)	Shareholding % calculated as per SCRR, 1957 As a % of (A+B+C2) (viii)	Number of Voting Rights held in each class of securities (ix)			Total as a % of Total Voting rights	No. of Shares Underlying convertible securities (including Warrants) (x)	Shareholding as a % assuming full conversion of convertible securities (as a percentage of diluted share capital) (xi) = (vii)+(x) as a % of (A+B+C)	Number of Locked in shares (xii)	As a % of Total Shares held (b)	Number of Shares pledged or otherwise encumbered (a)	As a % of Total Shares held (b)	Number of equity shares held in dematerialized form (xiv)
								Class	Class	Total								
(1) Institutions		0	0	0	0	0	0.000	0	0	0	0	0.000	0	0.000	0	0.000	0	0
(a) Mutual Funds		0	0	0	0	0	0.000	0	0	0	0	0.000	0	0.000	0	0.000	0	0
Venture Capital Funds		0	0	0	0	0	0.000	0	0	0	0	0.000	0	0.000	0	0.000	0	0
(b) Alternate Investment Funds		0	0	0	0	0	0.000	0	0	0	0	0.000	0	0.000	0	0.000	0	0
(c) Foreign Venture Capital Investors		0	0	0	0	0	0.000	0	0	0	0	0.000	0	0.000	0	0.000	0	0
(d) Foreign Portfolio Investors		0	0	0	0	0	0.000	0	0	0	0	0.000	0	0.000	0	0.000	0	0
(e) Financial Institutions/Banks		0	0	0	0	0	0.000	0	0	0	0	0.000	0	0.000	0	0.000	0	0
(f) Insurance Companies		0	0	0	0	0	0.000	0	0	0	0	0.000	0	0.000	0	0.000	0	0
(g) Provident Funds/Pension Funds		0	0	0	0	0	0.000	0	0	0	0	0.000	0	0.000	0	0.000	0	0
(h) Any Other		0	0	0	0	0	0.000	0	0	0	0	0.000	0	0.000	0	0.000	0	0
Foreign Institutional Investors		0	0	0	0	0	0.000	0	0	0	0	0.000	0	0.000	0	0.000	0	0
QFI - Corporate		0	0	0	0	0	0.000	0	0	0	0	0.000	0	0.000	0	0.000	0	0
Sub-Total (B)(1)		0	0	0	0	0	0.000	0	0	0	0	0.000	0	0.000	0	0.000	0	0
Central Government/State Government(s)/President of India		0	0	0	0	0	0.000	0	0	0	0	0.000	0	0.000	0	0.000	0	0
(2) Sub-Total (B)(2)		0	0	0	0	0	0.000	0	0	0	0	0.000	0	0.000	0	0.000	0	0
(3) Non-Institutions		0	0	0	0	0	0.000	0	0	0	0	0.000	0	0.000	0	0.000	0	0
(a) Individuals		0	0	0	0	0	0.000	0	0	0	0	0.000	0	0.000	0	0.000	0	0
(1) Individual shareholders holding nominal share capital up to Rs.2 Lakhs.		173	75740	0	0	75740	37.870	0	0	75740	37.870	0	37.870	0.000	0	0.000	0	35600
ADITYA KARWA	AADPK3486D	0	7000	0	0	7000	3.500	0	0	7000	3.500	0	3.500	0.000	0	0.000	0	0
AKSHAY PASARI	CBEP6954P	0	7500	0	0	7500	3.750	0	0	7500	3.750	0	3.750	0.000	0	0.000	0	7500
ANALIKA KARWA	AHNPB1034D	0	6900	0	0	6900	3.450	0	0	6900	3.450	0	3.450	0.000	0	0.000	0	0
KAMAL KISHORE KARWA	AADPK3478R	0	7300	0	0	7300	3.650	0	0	7300	3.650	0	3.650	0.000	0	0.000	0	7300
RAJ GOURAV DEBNATH	CLGPD9063B	0	6900	0	0	6900	3.450	0	0	6900	3.450	0	3.450	0.000	0	0.000	0	6900

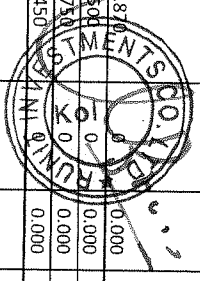


Table IV - Statement showing shareholding pattern of the Non Promoter - Non Public shareholder

Category & Name of shareholders (i)	PAN (ii)	Nos. of shareholders (iii)	No. of fully paid up equity shares held (iv)	No. of partly paid-up equity shares held (v)	Nos. of shares underlying Depository Receipt (vi)	Total nos. shares held (vii) = (iv)+(v)+(vi)	Shareholding % calculated as per SCRR, 1957 As a % of (A+B+C2) (viii)	Number of Voting Rights held in each class of securities (ix)			Total as a % of Total Voting rights	No. of Shares Outstanding securities (including Warrants) (x)	Shareholding as a % assuming full conversion of convertible securities (as a diluted share capital) (xi) = (vii)+(x) as a % of (A+B+C)	Number of Locked in shares (xii)		Number of Shares pledged or otherwise encumbered (xiii)		Number of equity shares held in dematerialized form (xiv)
								Class x	Class Y	Total				No. (a)	As a % of total Shares held (b)	No. (a)	As a % of total Shares held (b)	
(1) Custodian DR Holder																		
(2) Employee Benefit Trust (under SEBI (Share based Employee Benefit) Regulations, 2014)																		
Total Non-Promoter - Non-Public Shareholding (C)=(C1)+(C1+2)																		




Table V - Statement showing shareholding details of significant beneficial owner

Details of the significant beneficial owner (I)				Details of the registered owner (II)			Details of holding/ exercise of right of the SBO in the reporting company, whether direct or indirect : (III) Whether by virtue of:					
Sr No.	Name	PAN/Passport No. in case of a foreign national	Nationality	Name	PAN/Passport No. in case of a foreign national	Nationality	Shares %	Voting rights %	Rights on distributable dividend or any other distribution %	Exercise of control	Exercise of significant influence	Date of creation / acquisition of significant beneficial interest (IV)

