

RUNIT INVESTMENTS COMPANY LIMITED

(CIN: L65924WB1981PLC034400)

14th April, 2022

To

The Listing Department

The Calcutta Stock Exchange Limited

7 Lyons Range

Kolkata – 700001

Sub: Statement under Regulation 31(1)(b) of SEBI Listing Regulation 2015 (Listing Obligation and Disclosures Requirements) – quarter ended 31st March, 2022

Ref: CSE Scrip Code: 028196

Dear Sir/Madam,

Please find attached statement under Regulation 31(1)(b) of SEBI Listing Regulation 2015 (Listing Obligation and Disclosures Requirements) for the quarter ended 31st March, 2022.

Thanking you,
Yours faithfully,

For Runit Investments Company Limited


Navin Kumar Bhartia

Director

DIN: 00259552



Registered Office:

16 Strand Road, Diamond Heritage, Unit 1411, 14th Floor, Kolkata 700 001

Email: info@sohamestates.com, Phone: 033-66044832, 033-40044409

Website: www.runitinvestments.com

NICHE TECHNOLOGIES PRIVATE LIMITED
(An ISO 9001:2015 Certified Company)
(Registrar & Share Transfer Agent)
3A, Auckland Place, 7th Floor, Room No. 7A & 7B, Kolkata-700017
Phones: (033) 2280 6616/6617/6618 Fax: (033) 2280 6619
E-Mail: nichetechpl@nichetechpl.com CIN : U74140WB1994PTC062636

TO WHOMSOEVER IT MAY CONCERN
=====

COMPANY : RUNIT INVESTMENTS COMPANY LTD.

ISIN : INE559E01019

THIS IS TO CERTIFY THE FOLLOWING :


	AS ON 31/03/2022	AS ON 31/12/2021
TOTAL NSDL POSITION :	14400	63000
TOTAL CDSL POSITION :	140030	91430
TOTAL DEMATERIALISED SHARES :	154430	154430
TOTAL PHYSICAL SHARES :	45570	45570
TOTAL SHARES :	200000	200000

FOR NICHE TECHNOLOGIES PVT. LTD.
(REGISTRAR & TRANSFER AGENT)



PLACE : KOLKATA
DATE : 01.04.2022

(AUTHORIZED SIGNATORY)



Format of holding of specified securities

Annexure - I

1 **Name of Listed Entity : RUNIT INVESTMENTS COMPANY LTD.**

2 Scrip Code/Name of Scrip/Class of Security : .

3 Share Holding Pattern Filed under: Reg. 31(1) (b) : **Quarter Ended 31/03/2022**

4 Declaration:

	Particulars	Yes	No
1	Whether the Listed Entity has issued any partly paid up shares		NO
2	Whether the Listed Entity has issued any Convertible Securities or Warrants?		NO
3	Whether the Listed Entity has any shares against which depository receipt are issued?		NO
4	Whether the Listed Entity has any shares in locked-in?		NO
5	Whether any shares held by promoters are pledge or otherwise encumbered?		NO

5 The tabular format for disclosure of holding of specified securities is as follows:-




Table I - Summary Statement holding of specified securities

Category (I)	Category of shareholder (II)	Nos. of shareholders (III)	No. of fully paid up equity shares held (IV)	No. of partly paid up equity shares held (V)	No. of shares underlying Depository Receipts (VI)	Total nos. shares held (VII) = (IV)+(V)+(VI)	Shareholding as a % of total no. of shares (calculated as per SCRR, 1957) (VIII) As a % of (A+B+C2)			Number of Voting Rights (IX)		Total as a % of (A+B+C)	No. of Shares Underlying convertible securities (including Warrants) (X)	Shareholding as a % assuming full conversion of convertible securities as a percentage of diluted share capital (XI) = (VII)+(X) as a % of (A+B+C)	Number of Locked in shares (XII)		Number of Shares pledged or otherwise encumbered (XIII)		Number of equity shares held in dematerialized form (XIV)
							Class eg: x	Class eg: y	Total	No. (a)	As a % of total Shares held (b)				No. (a)	As a % of total Shares held (b)	No. (a)	As a % of total Shares held (b)	
(A)	Promoter & Promoter Group	4	117460	0	0	117460	58.730	117460	0	117460	58.730	0	0.000	0	0.000	0	0.000	98630	
(B)	Public	170	82540	0	0	82540	41.270	82540	0	82540	41.270	0	0.000	0	0.000	0	0.000	55800	
(C)	Non Promoter - Non Public																		
(C1)	Shares underlying DRs																		
(C2)	Shares held by Employee Trusts																		
	TOTAL	174	200000	0	0	200000	100.000	200000	0	200000	100.000	0	0.000	0	0.000	0	0.000	154430	





Table II - Statement showing shareholding pattern of the Promoter and Promoter Group

Category & Name of shareholders (i)	PAN (ii)	No. of shareholders (iii)	No. of fully paid-up equity shares held (iv)	No. of equity paid-up equity shares held (v)	Nos. of underlying Depository Receipt (vi)	Total Shares held (vii) = (iv)+(v)+(vi)	Shareholding % as per SCRR 1987 (A+B+C2) (viii)	Number of Voting Rights held in each class of securities (ix)			No. of Shares Underlying Outstanding convertible securities (including Warrants) (X)	Shareholding as a % assuming full conversion of convertible securities as a percentage of diluted share capital (XI) = (X)/(A+B+C)	Number of Locked in shares (XII)		Number of Shares pledged or otherwise encumbered (XIII)		Number of equity shares held in dematerialized form (XIV)
								Class X	Class Y	Total			No. (a)	As a % of total Shares held (b)	No. (a)	As a % of total Shares held (b)	
(1) Indian		0	0	0	0	0	0.000	0	0	0	0.000	0	0.000	0	0.000	0	0
(a) Individuals/Hindu undivided family		3	41731	0	0	41731	20.866	41731	0	41731	20.866	0	0.000	0	0.000	0	28630
MAVIN KR. BHARTIA SATYANARAIN BHARTIA FAMILY TRUST	ADTP88802D	0	33630	0	0	33630	16.815	33630	0	33630	16.815	0	0.000	0	0.000	0	28630
VINEETA BHARTIA	AAST57797N	0	3301	0	0	3301	1.651	3301	0	3301	1.651	0	0.000	0	0.000	0	0
Central Government/State Government(s)	AHF81550M	0	4800	0	0	4800	2.400	4800	0	4800	2.400	0	0.000	0	0.000	0	0
Government(s)		0	0	0	0	0	0.000	0	0	0	0.000	0	0.000	0	0.000	0	0
Financial		0	0	0	0	0	0.000	0	0	0	0.000	0	0.000	0	0.000	0	0
(c) Ins. tu. ons/Banks		0	0	0	0	0	0.000	0	0	0	0.000	0	0.000	0	0.000	0	0
(d) Any Other		0	0	0	0	0	0.000	0	0	0	0.000	0	0.000	0	0.000	0	0
Bodiler Corporate		1	75729	0	0	75729	37.865	75729	0	75729	37.865	0	0.000	0	0.000	0	70000
MAVIN																	
CONSTRUCTION & CREDIT PVT.LTD.	AAACN0804E	0	75729	0	0	75729	37.865	75729	0	75729	37.865	0	0.000	0	0.000	0	70000
Trusts		0	0	0	0	0	0.000	0	0	0	0.000	0	0.000	0	0.000	0	0
Cleanning Members		0	0	0	0	0	0.000	0	0	0	0.000	0	0.000	0	0.000	0	0
Sub-Total (A)(1)		4	117460	0	0	117460	58.730	117460	0	117460	58.730	0	0.000	0	0.000	0	98630
Foreign		0	0	0	0	0	0.000	0	0	0	0.000	0	0.000	0	0.000	0	0
Individuals (Non-Resident)																	
(a) Individuals/Foreign		0	0	0	0	0	0.000	0	0	0	0.000	0	0.000	0	0.000	0	0
(b) Government		0	0	0	0	0	0.000	0	0	0	0.000	0	0.000	0	0.000	0	0
(c) Ins Tu. ons		0	0	0	0	0	0.000	0	0	0	0.000	0	0.000	0	0.000	0	0
Foreign Por olio Investor		0	0	0	0	0	0.000	0	0	0	0.000	0	0.000	0	0.000	0	0
(d) Any Other		0	0	0	0	0	0.000	0	0	0	0.000	0	0.000	0	0.000	0	0
OCBS		0	0	0	0	0	0.000	0	0	0	0.000	0	0.000	0	0.000	0	0
Sub-Total (A)(2)		0	0	0	0	0	0.000	0	0	0	0.000	0	0.000	0	0.000	0	0
Total Shareholding of Promoter and Promoter Group (A)=(A)(1)+(A)(2)		4	117460	0	0	117460	58.730	117460	0	117460	58.730	0	0.000	0	0.000	0	98630






Table III - Statement showing shareholding pattern of the Public shareholder

Category & Name of Shareholders (i)	PAN (ii)	Nos. of shareholders (iii)	No. of fully paid shares held (iv)	No. of equity shares held (v)	No. of shares held as per Depository Receipt (vi)	Total nos. of shares held (vii) = (iv)+(v)+(vi)	Shareholding % (viii) = (vii)/(Total shares)	Number of Voting Rights held in each class of securities			No. of Shares underlying convertible securities (ix) (including share capital) (With/Without A+B+C)	Shareholding as % of conversion of convertible securities (as a percentage of diluted share capital) (With/Without A+B+C)	Number of locked in shares (x)	Number of Shares pledged or otherwise encumbered (xi)	Number of equity shares held in dematerialized form (xii)
								Class X	Class Y	Total					
(a) Ins. to Govt		0	0	0	0	0	0.000	0	0	0	0.000	0	0	0	0
(b) Mutual Funds		0	0	0	0	0	0.000	0	0	0	0.000	0	0	0	0
(c) Venture Capital Funds		0	0	0	0	0	0.000	0	0	0	0.000	0	0	0	0
(d) Alternate Investment Funds		0	0	0	0	0	0.000	0	0	0	0.000	0	0	0	0
(e) Foreign Venture Capital Investors		0	0	0	0	0	0.000	0	0	0	0.000	0	0	0	0
(f) Foreign Por oilo Investors		0	0	0	0	0	0.000	0	0	0	0.000	0	0	0	0
(g) Financial Ins. to Govt/Banks		0	0	0	0	0	0.000	0	0	0	0.000	0	0	0	0
(h) Insurance Companies		0	0	0	0	0	0.000	0	0	0	0.000	0	0	0	0
(i) Provident Funds/Pension Funds		0	0	0	0	0	0.000	0	0	0	0.000	0	0	0	0
(j) Any Other Foreign Ins to Govt		0	0	0	0	0	0.000	0	0	0	0.000	0	0	0	0
(k) Foreign Ins to Govt		0	0	0	0	0	0.000	0	0	0	0.000	0	0	0	0
(l) GFI - Corporate Sub-Total (B)(1)		0	0	0	0	0	0.000	0	0	0	0.000	0	0	0	0
(m) Government/State Government(s)/President of India		0	0	0	0	0	0.000	0	0	0	0.000	0	0	0	0
(n) Sub-Total (B)(2)		0	0	0	0	0	0.000	0	0	0	0.000	0	0	0	0
(o) Non-res to Govt		0	0	0	0	0	0.000	0	0	0	0.000	0	0	0	0
(p) Individuals		0	0	0	0	0	0.000	0	0	0	0.000	0	0	0	0
(q) Individual shareholders holding nominal share capital up to Rs.2 Lacs.		166	26940	0	0	26940	19.470	26940	0	26940	13.470	0	0	0	7000
(r) SANJAY HADA	AASPN95895	0	7000	0	0	7000	3.500	7000	0	7000	3.500	0	0	0	7000
(s) Individual shareholders holding nominal share capital in excess of Rs.2 Lacs.		2	41600	0	0	41600	20.800	41600	0	41600	20.800	0	0	0	41600
(t) RAJAT BAGRODIA	AAOPH1351L	0	21100	0	0	21100	10.550	21100	0	21100	10.550	0	0	0	21100
(u) VEDANT AJITSARIA	ABFHF6193E	0	20500	0	0	20500	10.250	20500	0	20500	10.250	0	0	0	20500
(v) NBFCs registered with RBI		0	0	0	0	0	0.000	0	0	0	0.000	0	0	0	0
(w) Employee Trusts		0	0	0	0	0	0.000	0	0	0	0.000	0	0	0	0
(x) Overseas Depositors (holding DRs)(balancing Bufile)		0	0	0	0	0	0.000	0	0	0	0.000	0	0	0	0
(y) Any Other Bodies/Corporare		2	14000	0	0	14000	7.000	14000	0	14000	7.000	0	0	0	7200
(z) JAGMATA SALES PRIVATE LIMITED	AAACC7656E	0	7200	0	0	7200	3.600	7200	0	7200	3.600	0	0	0	7200
(aa) SWARN ENCLAVE PRIVATE LIMITED	AAKCS9155B	0	6800	0	0	6800	3.400	6800	0	6800	3.400	0	0	0	6800
(ab) GFI - Individual		0	0	0	0	0	0.000	0	0	0	0.000	0	0	0	0
(ac) NRI - Repatriable		0	0	0	0	0	0.000	0	0	0	0.000	0	0	0	0
(ad) NRI - Non-Repatriable		0	0	0	0	0	0.000	0	0	0	0.000	0	0	0	0
(ae) OCBs		0	0	0	0	0	0.000	0	0	0	0.000	0	0	0	0
(af) Trusts		0	0	0	0	0	0.000	0	0	0	0.000	0	0	0	0
(ag) Clearing Members		0	0	0	0	0	0.000	0	0	0	0.000	0	0	0	0
(ah) IEPF Authority		0	0	0	0	0	0.000	0	0	0	0.000	0	0	0	0
(ai) Unclaimed Shares A/c		0	0	0	0	0	0.000	0	0	0	0.000	0	0	0	0
(aj) Sub-Total (B)(3)		170	83540	0	0	83540	41.270	83540	0	83540	41.270	0	0	0	58800
(ak) Total Public Shareholding (B) = (B)(1)+(B)(2)+(B)(3)		170	83540	0	0	83540	41.270	83540	0	83540	41.270	0	0	0	58800

Table IV - Statement showing shareholding pattern of the Non Promoter - Non Public shareholder

Category & Name of shareholders (i)	PAN (ii)	Nos. of shareholders (iii)	No. of fully paid up equity shares held (iv)	No. of party paid-up equity shares held (v)	Nos. of shares underlying Depository Receipt (vi)	Total nos. shares held (vii) = (iv)+(v)+(vi)	Shareholdin g % calculated as per SCRR, 1957 As a % of (A+B+C2) (viii)	Number of Voting Rights held in each class of securities (ix)			No. of Shares Outstanding convertible securities (including Warrants) (X)	Shareholding as a % assuming full conversion of convertible securities (as a percentage of diluted share capital) (xi) = (vi)+(x) as a % of (A+B+C)	Number of Shares pledged or otherwise encumbered (xii)		Number of equity shares held in dematerialized form (xiv)	
								No. of Voting Rights					As a % of total Shares held (b)	No. (a)		As a % of total Shares held (b)
								Class x	Class y	Total						
(1) Custodian DR Holder																
(2) Employee Benefit Trust (under SEBI (share based Employee Benefit) Regulations, 2014																
Total Non-Promoter - Non-Public Shareholding (C)=(C1)+(C2)																




Table V - Statement showing shareholding details of significant beneficial owner

Details of the significant beneficial owner (I)				Details of the registered owner (II)			Details of holding/ exercise of right of the SBO in the reporting company, whether direct or indirect : (III) Whether by virtue of:					
Sr No.	Name	PAN/Passport No. in case of a foreign national	Nationality	Name	PAN/Passport No. in case of a foreign national	Nationality	Shares %	Voting rights %	Rights on distributable dividend or any other distribution %	Exercise of control	Exercise of significant influence	Date of creation / acquisition of significant beneficial interest (IV)

