

RUNIT INVESTMENTS COMPANY LIMITED

(CIN: L65924WB1981PLC034400)

www.runitinvestments.com

10th April, 2023

To

The Listing Department

The Calcutta Stock Exchange Limited

7 Lyons Range

Kolkata – 700001

Sub: Statement under Regulation 31(1)(b) of SEBI Listing Regulation 2015 (Listing Obligation and Disclosures Requirements) – quarter ended, 31st March, 2023

Ref: CSE Scrip Code: 028196

Dear Sir/Madam,

Please find attached statement under Regulation 31(1)(b) of SEBI Listing Regulation 2015 (Listing Obligation and Disclosures Requirements) for the quarter ended 31st March, 2023.

Thanking you,
Yours faithfully,

For Runit Investments Company Limited


For Runit Investments Co. Ltd.

Authorised Signatory/Director

Navin Kumar Bhartia

Director

DIN: 00259552



Format of holding of specified securities

Annexure - I

- 1 **Name of Listed Entity : RUNIT INVESTMENTS COMPANY LTD.**
- 2 Scrip Code/Name of Scrip/Class of Security :
- 3 Share Holding Pattern Filed under: Reg. 31(1) (b) : **Quarter Ended 31/03/2023**
- 4 Declaration:

	Particulars	Yes	No
1	Whether the Listed Entity has issued any partly paid up shares		NO
2	Whether the Listed Entity has issued any Convertible Securities or Warrants?		NO
3	Whether the Listed Entity has any shares against which depository receipt are issued?		NO
4	Whether the Listed Entity has any shares in locked-in?		NO
5	Whether any shares held by promoters are pledge or otherwise encumbered?		NO

- 5 The tabular format for disclosure of holding of specified securities is as follows:-




Table I - Summary Statement holding of specified securities

Category (A)	Category of shareholder (B)	Nos. of shareholders (C)	No. of fully paid up equity shares held (IV)	No. of partly paid-up equity shares held (V)	No. of shares underlying Depository Receipt (VI)	Total nos. shares held (VII) = (IV)+(V)+(VI)	Shareholding as a % of total no. of shares (calculated as per SCRR, 1957) (VIII) As a % of (A+B+C2)	Number of Voting Rights held in each class of securities (IX)			No. of Shares Underlying convertible securities (including Warrants) (X)	Shareholding as a % assuming full conversion of convertible securities (as a percentage of diluted share capital) (XI) = (VII)+(X) as a % of (A+B+C)	Number of Locked in shares (XII)		Number of Shares pledged or otherwise encumbered (XIII)		Number of shares held in dematerialized form (XIV)	
								No. of Voting Rights					Total as a % of (A+B+C)	No. (a)	As a % of total Shares held (b)	No. (a)		As a % of total Shares held (b)
								Class eq. x	Class eq. y	Total								
(A)	Promoter & Promoter Group	4	117460	0	0	117460	58.730	0	117460	58.730	0	0.000	0	0.000	0	0.000	98630	
(B)	Public	169	82540	0	0	82540	41.270	0	82540	41.270	0	0.000	0	0.000	0	0.000	62600	
(C)	Non Promoter - Non Public																	
(C1)	Shares underlying DRs																	
(C2)	Shares held by Employee Trusts																	
	TOTAL	173	200000	0	0	200000	100.000	0	200000	100.000	0	0.000	0	0.000	0	0.000	161230	




Table II - Statement showing shareholding pattern of the Promoter and Promoter Group

Category & Name of shareholders	PAN	No. of fully paid up equity shares held (IV)	No. of fully paid up equity shares held (V)	Nos. of underlying Depository Receipt (VI)	Total nos. Shares (VII) = (IV)+(V)+(VI)	Shareholding % As a % of (A+B+C2) (VIII)	Number of Voting Rights held in each class of securities (IX)			Total as a % of Total Voting rights	No. of Shares Underlying Outstanding securities (including Warrants) (X)	Shareholding as a % assuming full conversion of securities (as a percentage of diluted share capital) (XI) = (X)/(A+B-C)	Number of Locked in shares (XII)		As a % of total Shares held (b)	Number of Shares pledged or otherwise encumbered (XIII)
							No. of Voting Rights						As a % of total Shares held (b)	As a % of total Shares held (b)		
							Class X	Class Y	Total							
(1) Indian Individuals/Hindu Undivided Family		0	0	0	0	0.000	0	0	0	0	0.000	0	0	0.000	0	
(a) NAVIN KR BHARTIA SATYANARAIN BHARTIA FAMILY TRUST	ADTPB8802D	3	41731	0	41731	20.866	41731	0	41731	0	20.866	0	0	0.000	28630	
VINEETA BHARTIA	AAST5779N	0	3301	0	3301	1.651	3301	0	3301	0	1.651	0	0	0.000	0	
Central Government/State Government(s) Financial Institutions/Banks	AEHPB1550M	0	4800	0	4800	2.400	4800	0	4800	0	2.400	0	0	0.000	0	
(b) Any Other Bodies Corporate		1	75729	0	75729	37.865	75729	0	75729	0	37.865	0	0	0.000	70000	
(c) CONSTRUCTION & CREDIT PVT.LTD.	AAACN9084E	0	75729	0	75729	37.865	75729	0	75729	0	37.865	0	0	0.000	70000	
(d) Trusts Clearing Members		0	0	0	0	0.000	0	0	0	0	0.000	0	0	0.000	0	
Sub-Total (A)(1)		4	117460	0	117460	58.730	117460	0	117460	0	58.730	0	0	0.000	98630	
(2) Foreign Individuals (Non-Resident Individuals/Foreign Individuals)		0	0	0	0	0.000	0	0	0	0	0.000	0	0	0.000	0	
(a) Government Institutions		0	0	0	0	0.000	0	0	0	0	0.000	0	0	0.000	0	
(b) Foreign Portfolio Investor Any Other		0	0	0	0	0.000	0	0	0	0	0.000	0	0	0.000	0	
(c) OCBs QFI - Individual QFI - Corporate		0	0	0	0	0.000	0	0	0	0	0.000	0	0	0.000	0	
Sub-Total (A)(2)		0	0	0	0	0.000	0	0	0	0	0.000	0	0	0.000	0	
Total Shareholding of Promoter and Promoter Group (A)=(A)(1)+(A)(2)		4	117460	0	117460	58.730	117460	0	117460	0	58.730	0	0	0.000	98630	



Table III - Statement showing shareholding pattern of the Public shareholder.

Category of Shareholder (i)	PAN (ii)	Nos. of Shareholders (iii)	No. of fully paid up equity shares held (iv)	Nos. of partly paid up equity shares held (v)	Total nos. shares held (vi) = (iv) + (v)	Shareholding as a % of total nos. shares held (vii) = (vi) / (vii) * 100	Number of Voting Rights held in each class of securities (viii)			Total as a % of Total Voting Rights (ix) = (x) + (xi) + (xii)	% of Shares Underlying convertible securities (including Warrants) (x)	Shareholding as a % assuming full conversion of convertible securities (as a percentage of diluted share capital) (xi) = (x) / (xi) * 100	Number of Locked in shares (xii)		Number of Shares pledged or otherwise encumbered (xiii)	Number of dematerialized equity shares held in (XIV)	Sub-categorization of shares (XV)	
							Class A	Class Y	Total				As a % of Shares held (b)	As a % of Shares held (c)			Sub-category (i)	Sub-category (ii)
(i)	(ii)	(iii)	(iv)	(v)	(vi)	(vii)	Class A	Class Y	Total	(x)	(xi)	(b)	(c)	(xiii)	(XIV)	(i)	(ii)	
Institutions																		
(1) (Domestic)		0	0	0	0	0.000	0	0	0	0.000	0	0.000	0	0.000	0	0.000	0	0
(a) Mutual Funds		0	0	0	0	0.000	0	0	0	0.000	0	0.000	0	0.000	0	0.000	0	0
(b) Venture Capital Funds		0	0	0	0	0.000	0	0	0	0.000	0	0.000	0	0.000	0	0.000	0	0
(c) Alternate Investment Funds		0	0	0	0	0.000	0	0	0	0.000	0	0.000	0	0.000	0	0.000	0	0
(d) Financial Institutions/Banks		0	0	0	0	0.000	0	0	0	0.000	0	0.000	0	0.000	0	0.000	0	0
(e) Insurance Companies		0	0	0	0	0.000	0	0	0	0.000	0	0.000	0	0.000	0	0.000	0	0
(f) Provident Funds/Pension Funds		0	0	0	0	0.000	0	0	0	0.000	0	0.000	0	0.000	0	0.000	0	0
(g) Asset Reconstruction Companies		0	0	0	0	0.000	0	0	0	0.000	0	0.000	0	0.000	0	0.000	0	0
(h) Sovereign Wealth Funds		0	0	0	0	0.000	0	0	0	0.000	0	0.000	0	0.000	0	0.000	0	0
(i) NBFCs registered with RBI		0	0	0	0	0.000	0	0	0	0.000	0	0.000	0	0.000	0	0.000	0	0
(j) Other Financial Institutions		0	0	0	0	0.000	0	0	0	0.000	0	0.000	0	0.000	0	0.000	0	0
(k) Any Other		0	0	0	0	0.000	0	0	0	0.000	0	0.000	0	0.000	0	0.000	0	0
(l) Sub-Total (B)(1)		0	0	0	0	0.000	0	0	0	0.000	0	0.000	0	0.000	0	0.000	0	0
(2) Institutions (Foreign)		0	0	0	0	0.000	0	0	0	0.000	0	0.000	0	0.000	0	0.000	0	0
(a) Foreign Direct Investment		0	0	0	0	0.000	0	0	0	0.000	0	0.000	0	0.000	0	0.000	0	0
(b) Foreign Venture Capital Investors		0	0	0	0	0.000	0	0	0	0.000	0	0.000	0	0.000	0	0.000	0	0
(c) Sovereign Wealth Funds		0	0	0	0	0.000	0	0	0	0.000	0	0.000	0	0.000	0	0.000	0	0
(d) Foreign Portfolio Investors		0	0	0	0	0.000	0	0	0	0.000	0	0.000	0	0.000	0	0.000	0	0
(e) Category I		0	0	0	0	0.000	0	0	0	0.000	0	0.000	0	0.000	0	0.000	0	0
(f) Category II		0	0	0	0	0.000	0	0	0	0.000	0	0.000	0	0.000	0	0.000	0	0
Overseas Depositors (holding DRs)/Balancing figure)		0	0	0	0	0.000	0	0	0	0.000	0	0.000	0	0.000	0	0.000	0	0
(g) Any Other		0	0	0	0	0.000	0	0	0	0.000	0	0.000	0	0.000	0	0.000	0	0
(h) Corporate FPI - CORPORATE - CAT-III		0	0	0	0	0.000	0	0	0	0.000	0	0.000	0	0.000	0	0.000	0	0
(i) Sub-Total (B)(2)		0	0	0	0	0.000	0	0	0	0.000	0	0.000	0	0.000	0	0.000	0	0



(a)	(b)	(c)	(d)	(e)	(f)	(g)	(h)	(i)	(j)	(k)	(l)	(m)	(n)	(o)	(p)	(q)	(r)	(s)	(t)	(u)	(v)	(w)	(x)	(y)	(z)
Central Government/State Government/Preside nt of India State Government/Govern or	0	0	0	0	0	0	0	0	0	0	0	0	0	0	0	0	0	0	0	0	0	0	0	0	0
Shareholding by Companies or Bodies Corporate where Central/State Government is a Promoter	0	0	0	0	0	0	0	0	0	0	0	0	0	0	0	0	0	0	0	0	0	0	0	0	0
Sub-Total (B)(3)	0	0	0	0	0	0	0	0	0	0	0	0	0	0	0	0	0	0	0	0	0	0	0	0	0
Non-Institutions Associate Companies/Subsidiar ies	0	0	0	0	0	0	0	0	0	0	0	0	0	0	0	0	0	0	0	0	0	0	0	0	0
Directors and their relatives	0	0	0	0	0	0	0	0	0	0	0	0	0	0	0	0	0	0	0	0	0	0	0	0	0
Key Managerial Personnel	0	0	0	0	0	0	0	0	0	0	0	0	0	0	0	0	0	0	0	0	0	0	0	0	0
Relatives of Promoters (other than Immediate Relatives of Promoters disclosed under Promoter & Promoter Group)	0	0	0	0	0	0	0	0	0	0	0	0	0	0	0	0	0	0	0	0	0	0	0	0	0
Trusts where any person belonging to Promoter & Promoter Group Category is Trustee, beneficiary or author of the trust	0	0	0	0	0	0	0	0	0	0	0	0	0	0	0	0	0	0	0	0	0	0	0	0	0
IEPF Authority	0	0	0	0	0	0	0	0	0	0	0	0	0	0	0	0	0	0	0	0	0	0	0	0	0
Resident Individual shareholders holding nominal share capital up to Rs.2 Lakhs.	166	34140	0	0	34140	17070	34140	0	34140	17070	0	34140	17070	0	34140	17070	0	34140	17070	0	34140	17070	0	34140	17070
SANJAY HADA	0	14200	0	0	14200	7100	14200	0	14200	7100	0	14200	7100	0	14200	7100	0	14200	7100	0	14200	7100	0	14200	7100
Resident Individual shareholders holding nominal share capital in excess of Rs.2 Lakhs.	2	41600	0	0	41600	20800	41600	0	41600	20800	0	41600	20800	0	41600	20800	0	41600	20800	0	41600	20800	0	41600	20800
AAOFH853L	0	21100	0	0	21100	10550	21100	0	21100	10550	0	21100	10550	0	21100	10550	0	21100	10550	0	21100	10550	0	21100	10550
ABRFMS103G	0	20500	0	0	20500	10250	20500	0	20500	10250	0	20500	10250	0	20500	10250	0	20500	10250	0	20500	10250	0	20500	10250
VEDANT AJITSARIA	0	0	0	0	0	0	0	0	0	0	0	0	0	0	0	0	0	0	0	0	0	0	0	0	0
NR1	0	0	0	0	0	0	0	0	0	0	0	0	0	0	0	0	0	0	0	0	0	0	0	0	0
Repairable	0	0	0	0	0	0	0	0	0	0	0	0	0	0	0	0	0	0	0	0	0	0	0	0	0
Non-Repairable	0	0	0	0	0	0	0	0	0	0	0	0	0	0	0	0	0	0	0	0	0	0	0	0	0
Foreign Nationals	0	0	0	0	0	0	0	0	0	0	0	0	0	0	0	0	0	0	0	0	0	0	0	0	0
Foreign Companies	0	0	0	0	0	0	0	0	0	0	0	0	0	0	0	0	0	0	0	0	0	0	0	0	0
Bodies Corporate	1	6800	0	0	6800	3400	6800	0	6800	3400	0	6800	3400	0	6800	3400	0	6800	3400	0	6800	3400	0	6800	3400
SWARN ENGLAVE PRIVATE LIMITED	0	6800	0	0	6800	3400	6800	0	6800	3400	0	6800	3400	0	6800	3400	0	6800	3400	0	6800	3400	0	6800	3400
Any Other	0	0	0	0	0	0	0	0	0	0	0	0	0	0	0	0	0	0	0	0	0	0	0	0	0
IGT- Individual	0	0	0	0	0	0	0	0	0	0	0	0	0	0	0	0	0	0	0	0	0	0	0	0	0
OCBs	0	0	0	0	0	0	0	0	0	0	0	0	0	0	0	0	0	0	0	0	0	0	0	0	0
Clearing Members	0	0	0	0	0	0	0	0	0	0	0	0	0	0	0	0	0	0	0	0	0	0	0	0	0
Trusts	0	0	0	0	0	0	0	0	0	0	0	0	0	0	0	0	0	0	0	0	0	0	0	0	0
FPI - INDIVIDUAL - CAT-III	0	0	0	0	0	0	0	0	0	0	0	0	0	0	0	0	0	0	0	0	0	0	0	0	0
Unclaimed Shares	0	0	0	0	0	0	0	0	0	0	0	0	0	0	0	0	0	0	0	0	0	0	0	0	0
Sub-Total (B)(4)	168	87540	0	0	87540	41270	87540	0	87540	41270	0	87540	41270	0	87540	41270	0	87540	41270	0	87540	41270	0	87540	41270
Total Public Shareholding (B)+(C)+(D)+(E)+(F)																									




Table IV - Statement showing shareholding pattern of the Non Promoter - Non Public shareholder

Category & Name of shareholders (i)	PAN (ii)	Nos. of shareholders (iii)	No. of fully paid up equity shares held (iv)	No. of partly paid-up equity shares held (v)	Nos. of shares underlying Depository Receipt (vi)	Total nos. shares held (vii) = (iv)+(v)+(vi)	Shareholding % calculated as per SCRR, 1957 As a % of (A+B+C2) (viii)	Number of Voting Rights held in each class of securities (ix)			No. of Shares Outstanding convertible securities (including Warrants) (x)	Shareholding as a % assuming full conversion of convertible securities as a percentage of diluted share capital (xi) = (vii)+(x) as a % of (A+B+C)	Number of Locked in shares (xii)		Number of Shares pledged or otherwise encumbered (xiii)	Number of equity shares held in dematerialized form (xiv)	
								No. of Voting Rights		Total % of Total Voting rights			No. (a)	As a % of total Shares held (b)			
								Class x	Class y						Total		
(1) Custodian, DR Holder																	
(2) Employee Benefit Trust (under SEBI (share based Employee Benefit) Regulations, 2014																	
Total Non-Promoter - Non-Public Shareholding (C)=(1)+(2)																	





Table V - Statement showing shareholding details of significant beneficial owner

Details of the significant beneficial owner (I)		Details of the registered owner (II)			Details of holding/ exercise of right of the SBO in the reporting company, whether direct or indirect :(III) Whether by virtue of:							
Sr No.	Name	PAN/Passport No. in case of a foreign national	Nationality	Name	PAN/Passport No. in case of a foreign national	Nationality	Shares %	Voting rights %	Rights on distributable dividend or any other distribution %	Exercise of control	Exercise of significant influence	Date of creation / acquisition of significant beneficial interest (IV)



NICHE TECHNOLOGIES PRIVATE LIMITED
(An ISO 9001:2015 Certified Company)
(Registrar & Share Transfer Agent)
3A, Auckland Place, 7th Floor, Room No. 7A & 7B, Kolkata-700017
Phones: (033) 2280 6616/6617/6618 Fax: (033) 2280 6619
E-Mail: nichetechpl@nichetechpl.com CIN : U74140WB1994PTC062636

TO WHOMSOEVER IT MAY CONCERN
=====

COMPANY : RUNIT INVESTMENTS COMPANY LTD.

ISIN : INE559E01019

THIS IS TO CERTIFY THE FOLLOWING :

	AS ON 31/03/2023	AS ON 31/12/2022
	-----	-----
TOTAL NSDL POSITION :	35430	35430
TOTAL CDSL POSITION :	125800	125800
TOTAL DEMATERIALISED SHARES :	161230	161230
TOTAL PHYSICAL SHARES :	38770	38770
TOTAL SHARES :	200000	200000

FOR NICHE TECHNOLOGIES PVT. LTD.
(REGISTRAR & TRANSFER AGENT)



PLACE : KOLKATA
DATE : 01.04.2023

(AUTHORISED SIGNATORY)